

Chicago Tribune
CHICAGO

TRIBUNE

Book

of

Homes

Digitized by:



ASSOCIATION
FOR
PRESERVATION
TECHNOLOGY,
INTERNATIONAL
www.apti.org

BUILDING
TECHNOLOGY
HERITAGE
LIBRARY

<https://archive.org/details/buildingtechnologyheritagelibrary>

From the collection of:

Jim Draeger



Book

Journal

CHICAGO
TRIBUNE
Book
of
Homes

Containing

*Nineteen prize winning plans and eighty
other plans submitted in the \$7,500
Competition conducted by the Home Build-
ers' Department of the Chicago Tribune.*

COPYRIGHT, 1927
CHICAGO TRIBUNE

Introductory

*T*HE small house of to-day is improving rapidly. Where formerly the attention of skilled architects was seldom given to the house of modest dimensions, we now find trained men of talent incorporating into the small home ideas of real worth, types of rare charm and the best possible plans for comfort and convenience.

The designs published in this book, a chosen few from among the many submitted to The Chicago Tribune in its Homes Competition, reveal the present trend of domestic architecture in our country; that movement which seeks to draw inspiration for small homes as well as large ones from the accumulated art of generations past and from sources widely separate.

Few of these homes boast any strict adherence to period form, but accentuate rather the elements of interesting design. A strong effort is made towards the creation of those types which are most truly representative of our complex life.

There is one very definite advantage to be enjoyed from choosing for one's home a house plan which a recognized architect has drawn up, not for any one

family alone, but rather for general public approval. The majority of the drawings this book offers possess this advantage! It too often happens that individual ideas are too exclusively personal to give to the house a practical, general appeal. This means that in case the owner wishes to dispose of his house in a few years he will find that he has strayed too far from the average taste and the resale value of his house has greatly lessened.

The designs shown in this book keep close to generally accepted principles. While they satisfy artistically they conform practically to the general mass desire.

Architecture has followed varying roads in this country for the last two centuries. Formerly our architecture was almost completely subject to English, French, Dutch and Spanish influence. These different nationalities brought to our country their own architectural preferences. The early supremacy of the English made itself felt architecturally, so that by the time of the formation of the thirteen colonies our domestic architecture was Colonial in character.

We find it possible today to design our homes in an infinite variety of styles. We have dozens of materials to incorporate into our homes and hundreds of appliances to utilize to improve our living conditions.

In this book will be found the formal Colonial of New England, the gracious Colonial of the Southern

states, the purposely unsymmetrical and picturesque homes of the English cottage types and the quaintly artistic Normandy and Brittany dwellings. There are examples too, of the stately ornate French, the Italian, the softly-appealing Spanish.

If, in the study of this book, some spark of that striving and that inspiration which has gone into its drawing strikes a chord responsive in others, if the homes amid its pages reach out and make their appeal, bringing men and women a step beyond their dream home and a step closer to their real one, then surely its mission will have been accomplished.

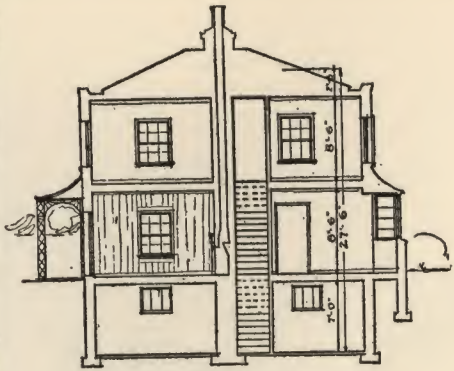
LOUISE BARGELT
Home Builders' Department
CHICAGO TRIBUNE

Designs

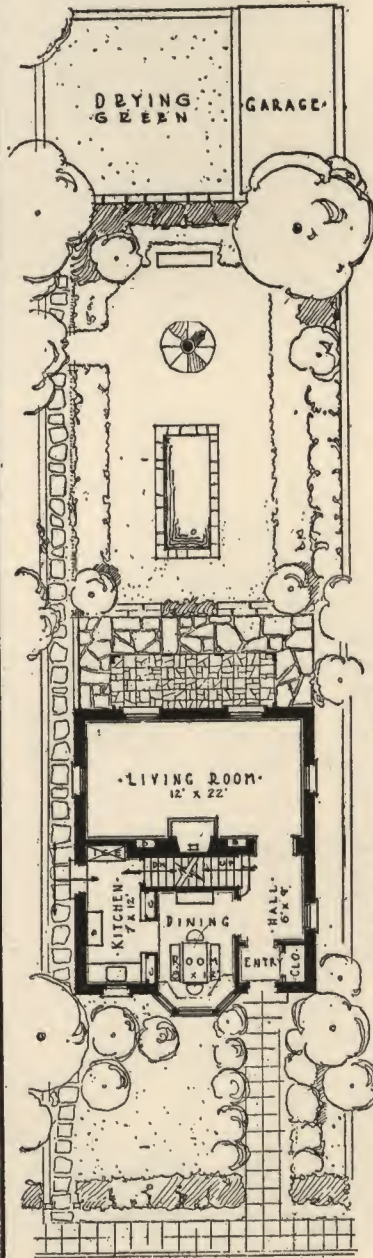
	PAGE
1st Prize Winner—Five Room House—WILLIAM J. O'CONNOR	11
2nd Prize Winner—Five Room House—GEORGE D. CONNER	12
3rd Prize Winner—Five Room House—H. ROY KELLY	13
4th Prize Winner—Five Room House—HILLARD RUSSELL	14
5th Prize Winner—Five Room House—JOHN PAUL TURNER	15
6th Prize Winner—Five Room House—ANTHONY WUCHTERL	16
7th Prize Winner—Five Room House—CLARENCE W. HUNT	17
8th Prize Winner—Five Room House—RUSSELL E. YATES—E. WAYNE YATES	18
9th Prize Winner—Five Room House—ANGUS McD. MCSWEENEY	19
9th Prize Winner—Five Room House—ANGUS McD. MCSWEENEY	20
1st Prize Winner—Six Room House—RICHARD E. BISHOP	21
2nd Prize Winner—Six Room House—AMEDEO LEONE	22
3rd Prize Winner—Six Room House—LOUIS C. ROSENBERG—G. DEWEY SWAN	23
4th Prize Winner—Six Room House—PIERRE-WRIGHT	24
5th Prize Winner—Six Room House—H. R. BISHOP	25
6th Prize Winner—Six Room House—CONSTANTIN ALEXANDRE PERTZOFF	26
7th Prize Winner—Six Room House—WILLIAM P. HELLEN—BURWELL F. HAMRICK	27
8th Prize Winner—Six Room House—EDWARD D. JAMES—JOSEPH D. SMALL	28
9th Prize Winner—Six Room House—W. F. MULLAY	29
10th Prize Winner—Six Room House—OWEN LAU. GOWMAN	30
Five Room House—HELMAR N. ANDERSON	31
Five Room House—ARTHUR F. DEAM	32
Five Room House—JAMES D. WICKENDEN	33
Five Room House—MARIO CIAMPI	34
Five Room House—MAYOL H. LINSOTT	35
Five Room House—W. RAY WINEGAR	36
Five Room House—W. G. BYRNE	37
Five Room House—R. VANBUREN LIVINGSTON	38
Five Room House—CLARENCE B. MCKAY—GEORGE F. AXT	39
Five Room House—EDGAR ALBRIGHT	40
Five Room House—H. A. SURMAN	41
Five Room House—ROBERT V. WADE—FRED J. ABENDROTH	42
Five Room House—CHARLES MULLER	43
Five Room House—ROBERT KILMARTIN	44
Five Room House—JOHN FIORITO	45
Five Room House—HARRY L. WAGNER	46
Five Room House—W. PELL PULLIS	47
Five Room House—WILLIAM B. MILLWARD	48
Five Room House—JOHN RHINELANDER	49
Five Room House—CLYDE E. LIGHT	50
Five Room House—JAMES W. MINICK—M. DALE SMITH	51
Five Room House—PAUL F. MANN	52
Five Room House—GEORGE L. RAMSEY	53
Five Room House—HERBERT A. MAGOON	54
Five Room House—H. G. LEWIS	55
Five Room House—SHIRLEY CLEMENTS HORSLEY	56
Five Room House—ELMER WILLIAM MARX	57
Five Room House—JAMES R. MILLS	58

	PAGE
Five Room House—WILLIAM A. ROLLESTON	59
Five Room House—LEWIS A. SIBERZ	60
Five Room House—ONNIE MANNKI	61
Five Room House—CHARLES A. MARKLEY	62
Five Room House—WILLARD C. WALKER	63
Five Room House—RIPLEY-LEBOUTILLIER	64
Five Room House—J. PENDLEBURY	65
Five Room House—W. PHELPS CUNNINGHAM	66
Five Room House—ERNEST IRVING FREESE	67
Five Room House—CARL JENSEN	68
Five Room House—GEORGE L. EKVALL	69
Five Room House—JOHN J. BRESEE	70
Five Room House—S. M. SPROULE	71
Five Room House—J. H. RAFTERY	72
Five Room House—RICHARD L. CARTWRIGHT	73
Five Room House—PIERRE-WRIGHT	74
Five Room House—J. FLOYD YEWELL	75
Five Room House—EARNEST R. ARMSTRONG	76
Five Room House—ARTHUR J. POHLE	77
Five Room House—I. C. BAROUSSE	78
Five Room House—THOMAS F. ROWE	79
Five Room House—NORMAN T. MAXOM	80
Five Room House—WALTER T. ROLFE	81
Five Room House—WM. R. WEIGLER	82
Six Room House—W. E. ANDERSON—E. C. JORGENSEN	83
Six Room House—WILLIAM E. ASH	84
Six Room House—J. LEONARD RUSH	85
Six Room House—THOMAS W. COOPER	86
Six Room House—RIPLEY-LEBOUTILLIER	87
Six Room House—THEODORE H. WESSEL	88
Six Room House—ALEXANDER BERESNIAKOFF	89
Six Room House—RAYMOND MILES STOWELL	90
Six Room House—DANIEL E. SHEA	91
Six Room House—HAROLD A. RICH	92
Six Room House—JOHN ENGLAND, JR.	93
Six Room House—GEORGE F. AXT—CLARENCE B. MCKAY	94
Six Room House—FRANCIS KEALLY	95
Six Room House—JOHN DONALD TUTTLE	96
Six Room House—LEO. J. MALATESTA—WILLIAM STEWART	97
Six Room House—ALFRED COOKMAN CASS	98
Six Room House—WAKEFIELD WORCESTER	99
Six Room House—LESLIE F. AYRES	100
Six Room House—ANTONIO DI NARDO and ALVIN HANKE	101
Six Room House—PHILIP O. SAXE	102
Six Room House—JOHN RICHARD ROWE	103
Six Room House—EDGAR CIBERSON and L. F. ANDERSON	104
Six Room House—RAYMOND A. FISHER	105
Six Room House—DEXTER EDGARTON	106
Six Room House—RALPH W. HAMMETT	107
Six Room House—THAYNE J. LOGAN	108
Six Room House—HOWARD EMSLEY IRWIN	109
Six Room House—KEITH S. HEINE	110

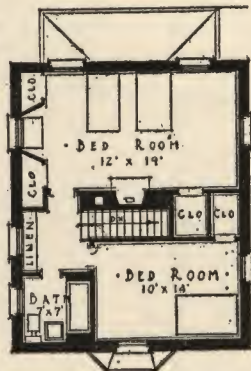




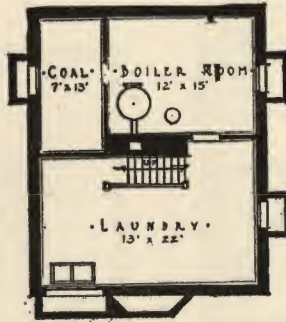
SECTION



GARDEN ELEVATION



SECOND FLOOR




BASEMENT



SIDE ELEVATION

- NOTES
- EXTERIOR WALLS:-OVERSIZE PAVING BRICKS
 - ROOF:-HOOD'S NORMANDY TILE LATH-IN CEMENT
 - EXTERIOR WOODWORK PAINTED WHITE
 - METAL PORCH



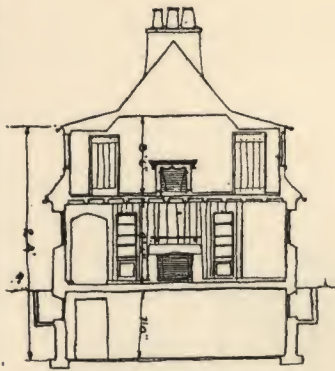
HOUSE	24.20x27.5	18480
PORCH	5.5x16.25	440
DAY	2x7x11	154
AREAWAYS		226
GARAGE	11x19x10	2090
TOTAL CUBAGE		21390

Design for a Five Room House



WILLIAM J O'CONNOR
 & CONNER & O'CONNOR
 435 N^o MICHIGAN AVE.
 CHICAGO - ILLINOIS

First Prize, Five Room House . . . WILLIAM J. O'CONNOR, Architect

Complete working plans, including blue prints and specifications, can be obtained for this home for \$1.00 at The Chicago Tribune Public Service Office, 1 South Dearborn Street, or in the lobby of Tribune Tower, or \$1.15 by mail.



•KEY SECTION•

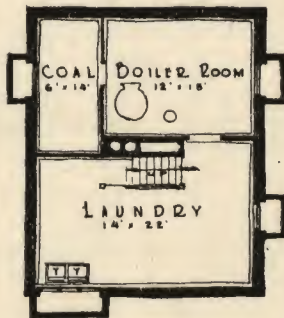
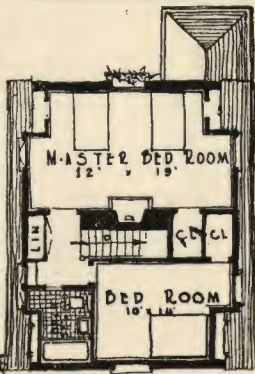



•CUDAGE:

MAIN HOUSE	24 • 28 • 24	-	16,128
PORCH	9 • 8 • 14 ÷ 2	-	504
CHIMNEY		-	45
DORMERS		-	440
AREAS		-	220
TOTAL HOUSE		-	17,345
GARAGE	12 • 20 • 10	-	2,400
		-	19,745



~SIDE ELEVATION~



••SECOND FLOOR••

••BASEMENT••

NOTES EXTERIOR WALLS, WEATHERED BUFF COLORED, FRENCH TROWEL STUCCO. EXTERIOR WOODWORK STAINED BLUE GRAY. ROOF TO BE SLATE, RANDOM WIDTHS: RANGE OF COLOR: BLUE TO PURPLE •• FLAGGING KENTUCKY BLUESTONE •• WROUGHT IRON HARDWARE AND LANTERN •• STEEL CASEMENTS.

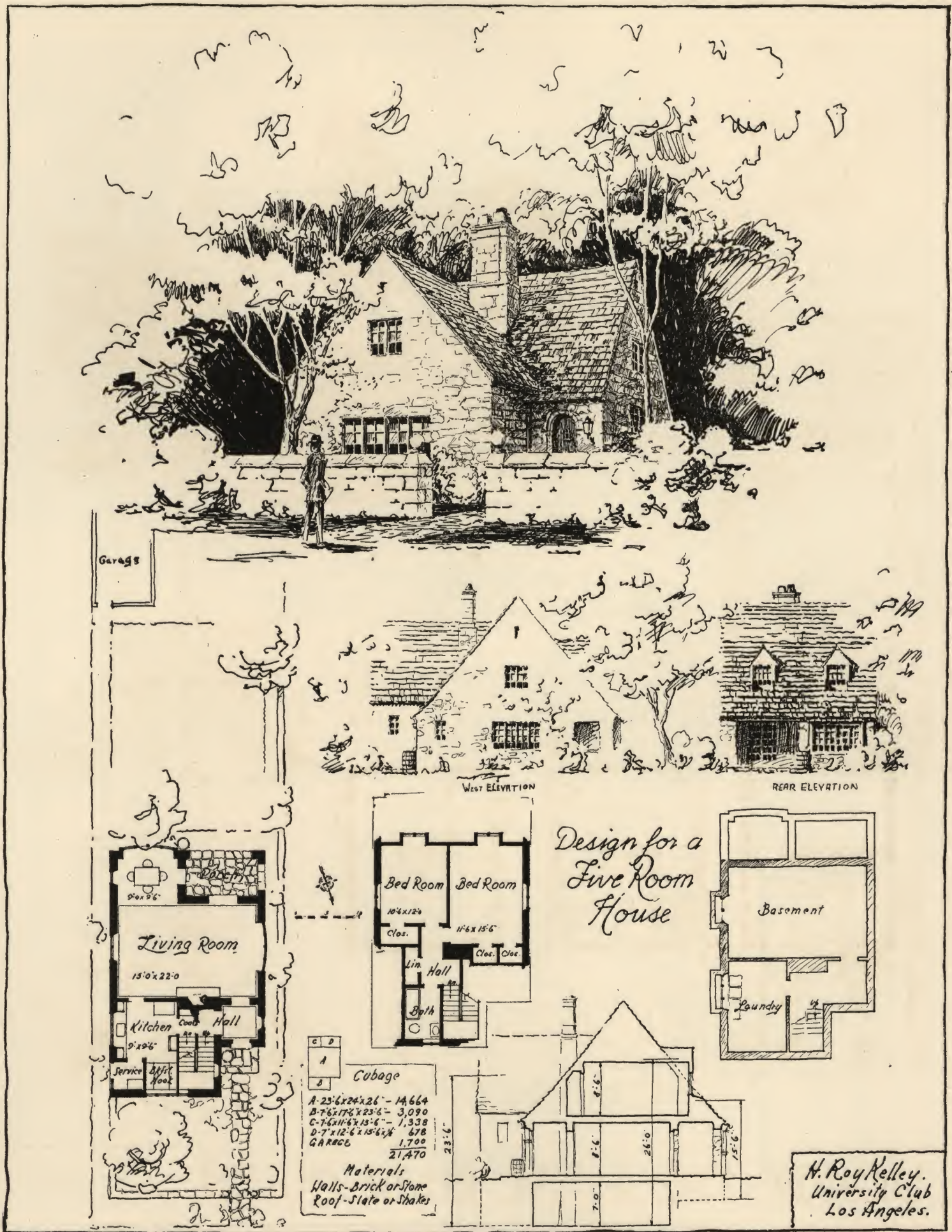


~GARDEN ELEVATION~

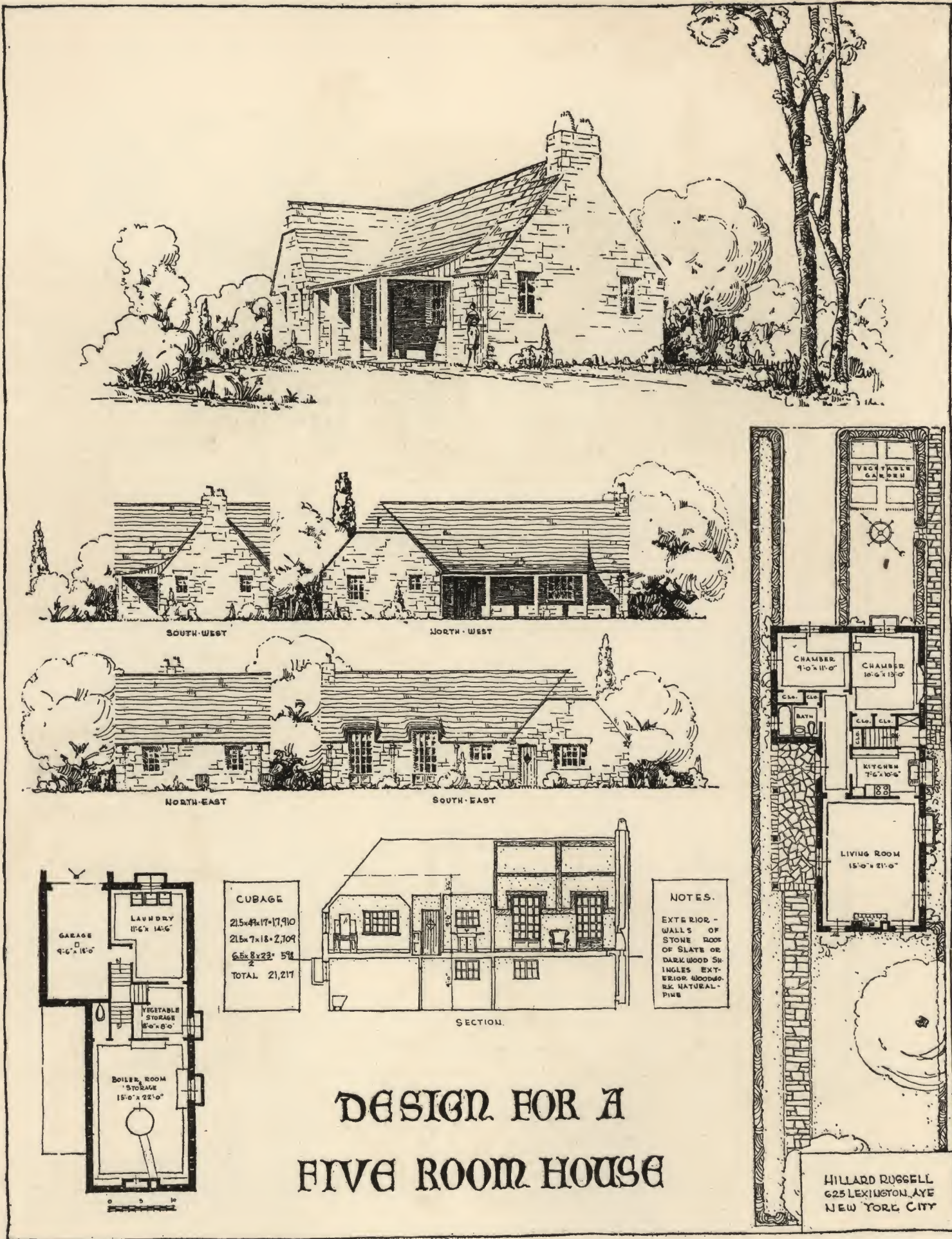
DESIGN FOR A FIVE ROOM HOUSE

GEORGE D CONNER
2803 TRIBUNE TOWER
CHICAGO, ILL
•••


Second Prize, Five Room House . . . GEORGE D. CONNER, Architect



Third Prize, Five Room House . . . H. ROY KELLEY, Architect



Fourth Prize, Five Room House . . . HILLARD RUSSELL, Architect



Design for
a Five Room House

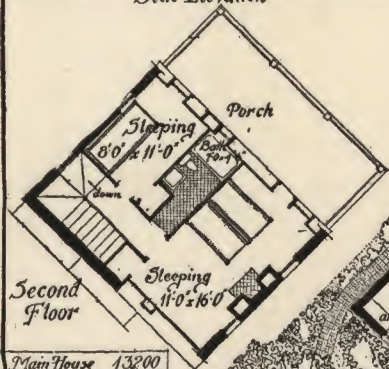
5 10 15 20 25
1/8 inch equals one foot.



Side Elevation

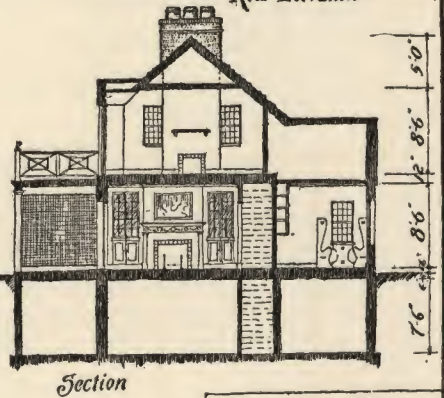
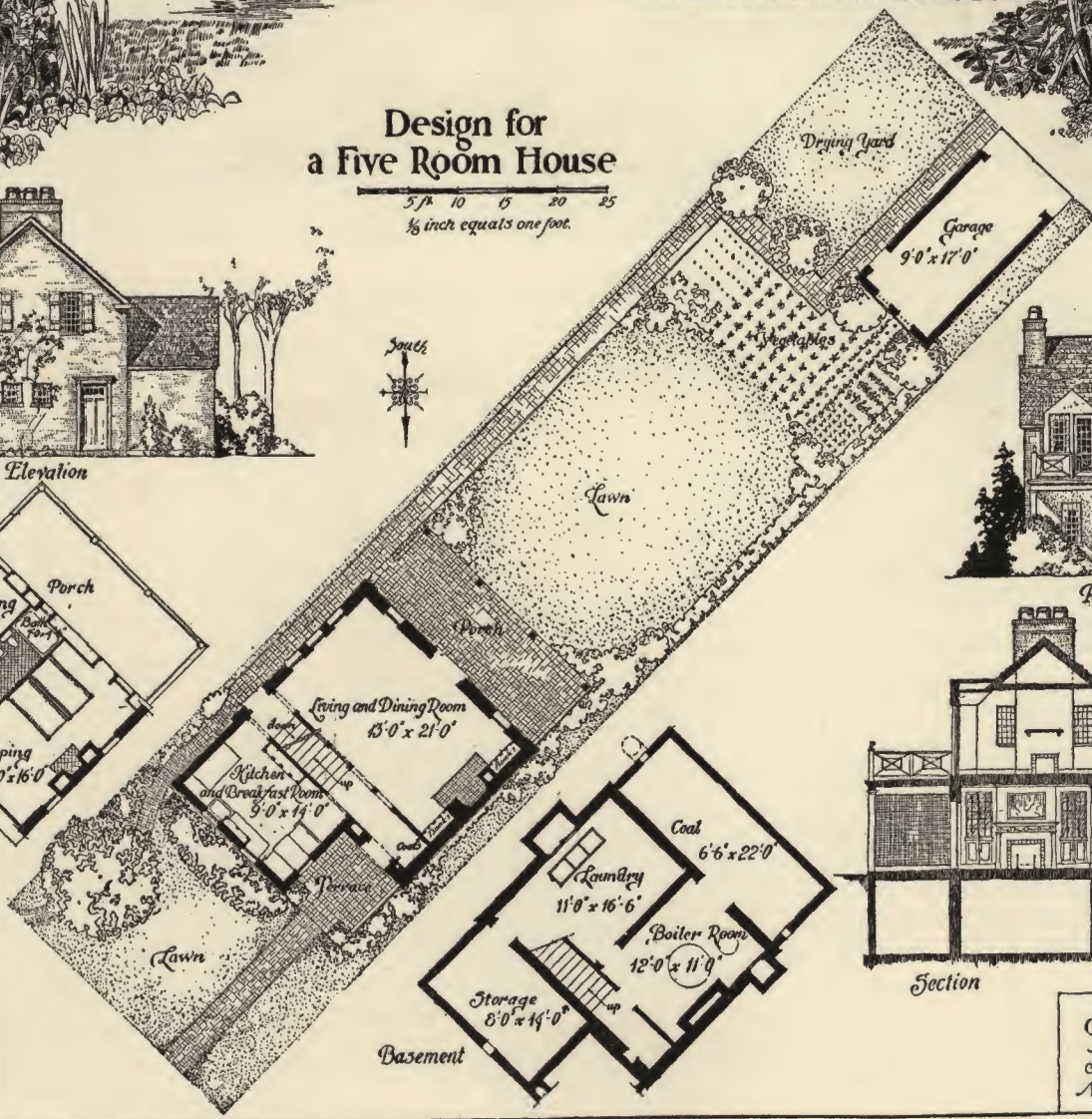


Rear Elevation



Main House 13200
Kitchen 2300
Porch 2408
Garage 2688
Total cu. ft. 21,096

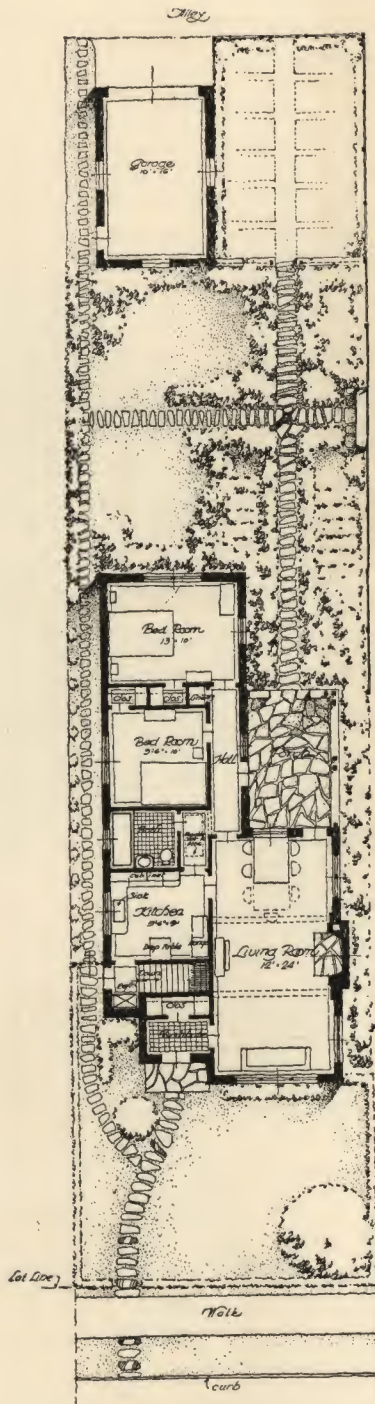
Front & rear walls
White Stucco
All side walls & chimney
Brick painted white
Roof Light Brown
Stained Shingles
Chimney Pots
Red
Base Course, Walks
Porch floor Red Brick
Outside woodwork white
Garage - Same as
House




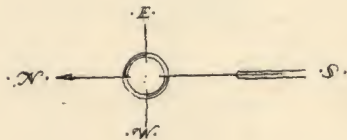
John Paul Turner
501 West 113th Street
Apartment 5 West
New York, New York.

Fifth Prize, Five Room House . . . JOHN PAUL TURNER, Architect

2/200
 108
 4360
 27



First Floor & Plot Plan



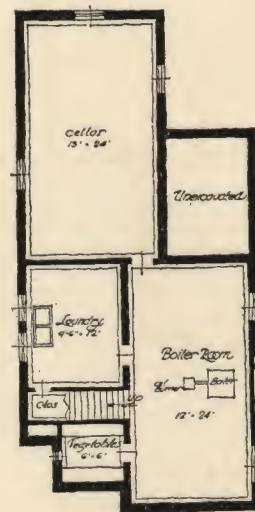
East Elevation

North Elevation

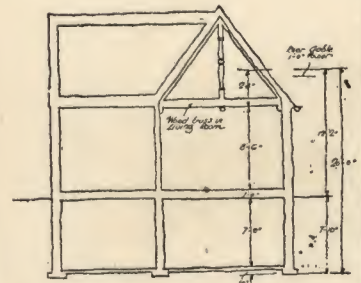
House:
 26 x 14 x 20 = 7280
 6 x 4 x 17 = 402
 10 x 17 x 19 = 3325
 15 x 25 x 19 = 7125
 14 x 9 x 12 = 567
 442
 Garage:
 12 x 10 x 12 = 2592
 Total Cubage = 21,331

Exterior walls shall be of common brick. All brick and wood work shall be white washed. Roof shall be variegated slate.


Computation



Basement Plan



Cross Section



Scale

Design for "A Five Room House"


Anthony Wuchterl,
 768-41st Street
 Milwaukee, Wis.

Sixth Prize, Five Room House . . . ANTHONY WUCHTERL, Architect




DESIGN FOR A FIVE ROOM HOUSE

CUBAGE		
LIVING RM WING	15' x 18' x 20'	5400
REMAINDER OF LIVING		
R.M. ROOF	1/2 x 12' x 12'	126
LIVING RM. BAY	9' x 12' x 10'	135
MAIN HOUSE	24' x 23' x 23'	14100
FRONT DORMER	1/2 x 12' x 12'	225
REAR DORMER	1/2 x 12' x 12'	225
HALF CUBAGE OF PORCH		28356
SUBTRACTED	5' x 13' x 14'	316
		26020
GARAGE	10' x 9' x 8'	1368
TOTAL		27388

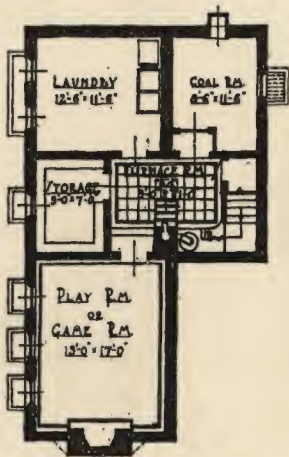


FIRST FLOOR & PLOT PLAN

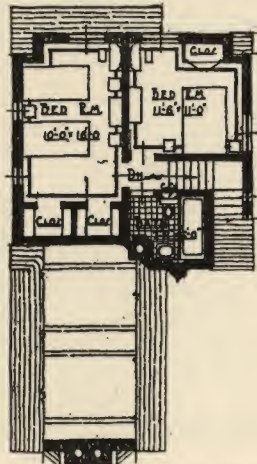
MATERIALS
STUCCO WITH STONE TR.
SLATE OR SHINGLE ROOF



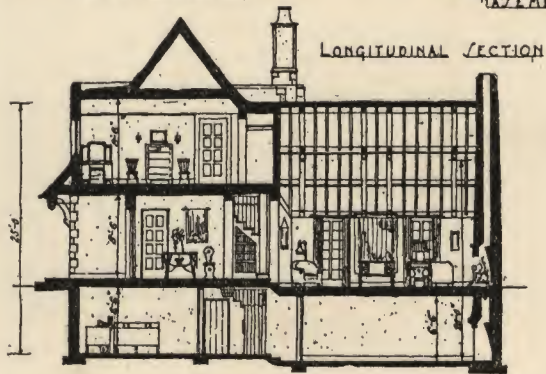
REAR ELEVATION



BASEMENT PLAN



SECOND FLOOR PLAN



LONGITUDINAL SECTION



SOUTH SIDE ELEVATION

CLARENCE W. HUNT,
18 WEST 37 ST.,
NEW YORK, N.Y.



CUBAGE

Living Rm. Gable ♦
15'3" x 20'0" = 306.0 - 8200

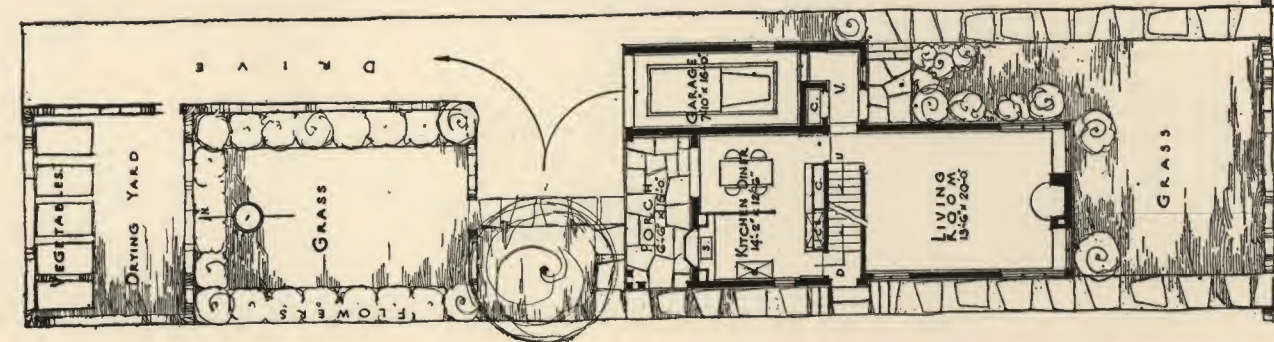
Main Body of House
24'0" x 23'0" = 552.0 - 14,904

Porch & Unexcavated
Deductions ♦ 1640

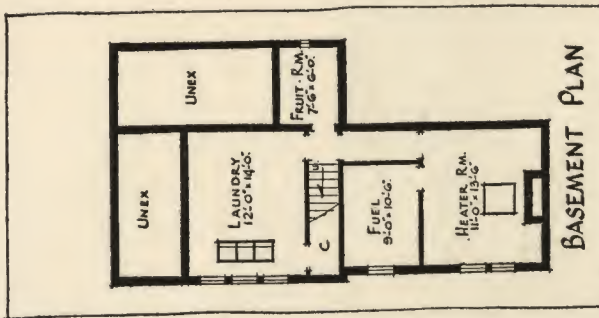
TOTAL 8200 ♦ 21464

NOTES

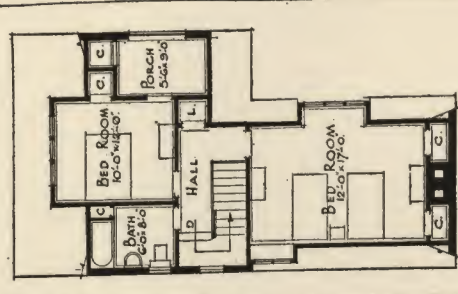
Exterior Color Scheme
Common Brick, Stucco
& Half-Timbered Walls,
Shingles Weathered,
Casement Sash. ♦



FIRST FL. & PLOT PLAN



BASEMENT PLAN



SECOND FL. PLAN

Scale of 1/4" = 1'-0" feet

SUBMITTED BY
RUSSELL E. YATES
E. WAYNE YATES
ALBERT KAUF, INC. ARCHITECTS
MILWAUKEE, WIS. (BY MAIL)

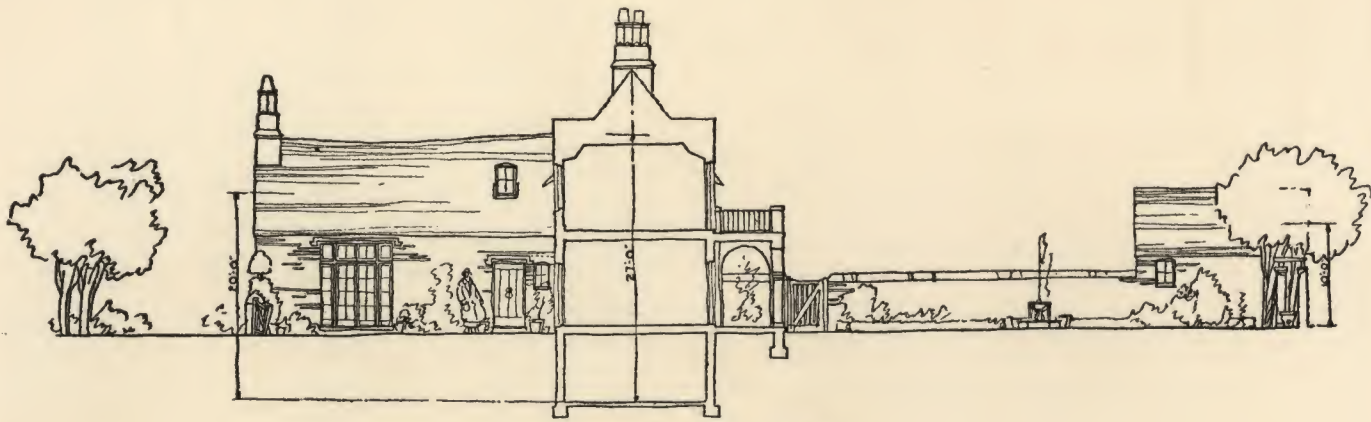
DESIGN for a FIVE ROOM HOUSE



· DESIGN FOR A FIVE ROOM HOVSE ·

ANGUS Mc D. Mc SWEENEY,
250 SANTA PAULA AVE.
SAN FRANCISCO
CALIFORNIA.

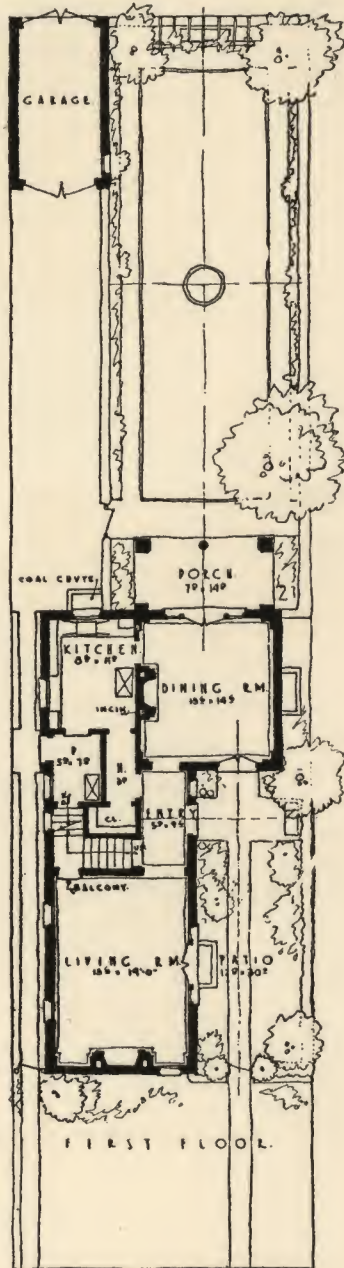
Ninth Prize, Five Room House . . . ANGUS McD. McSWEENEY, Architect



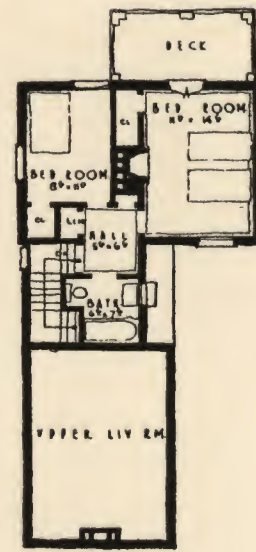
CUBAGE
 L. E. WING 15.30.20. 9000
 R. E. WING 16.26.27. 10368
 PORCH 2. 7 1/2. 13 1/2. 9. 425
 GARAGE 10. 17. 10. 1700
 TOTAL CUBAGE CU. FT. 21493
 MATERIALS.
 VARIGATED RED BRICK.
 WALLS CAST STONE TRIM &
 SLATE ROOF LAIR ROUGH



BASEMENT



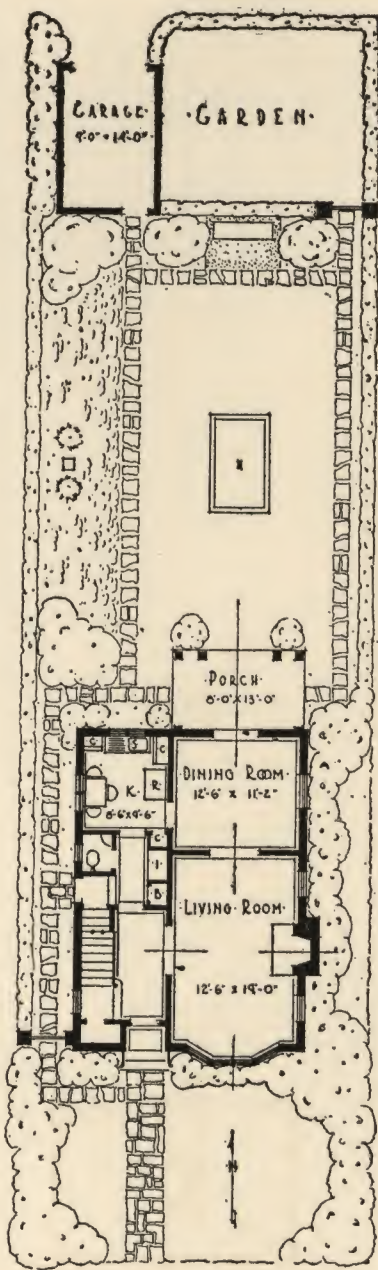
FIRST FLOOR



SECOND FLOOR


· DESIGN FOR A FIVE ROOM HOVSE.

ANGUS M. D. SWEENEY
 250 SANTA PAULA AVE.
 SAN FRANCISCO
 CALIFORNIA



FIRST FLOOR PLAN AND PLOT PLAN

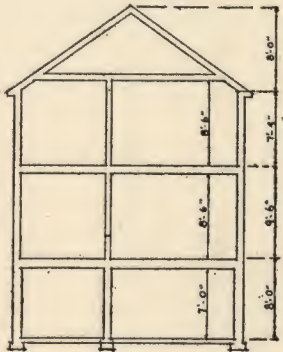
MATERIALS & COLORS	
EXTERIOR WALLS	BRICK REDISH BROWN
EXTERIOR WOOD	IVORY
ROOF	SLATE GREEN & GRAY
CUDAGE	
HOUSE	32'-22 1/2" x 28 1/2" = 21077.0
PORCH	7' 1" x 8' = 56'
GARAGE	8' 13' 9 1/2" x 2' = 444'
TOTAL	10'-15' 9" = 1350'
	22977'



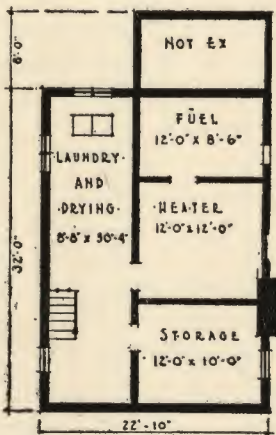
SIDE ELEVATION

REAR ELEVATION

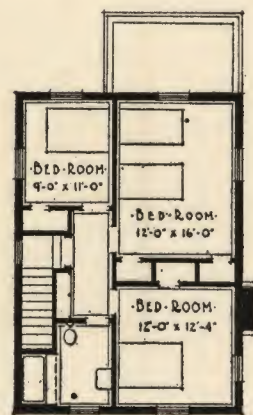
SCALE IN FT



SECTION



BASEMENT PLAN



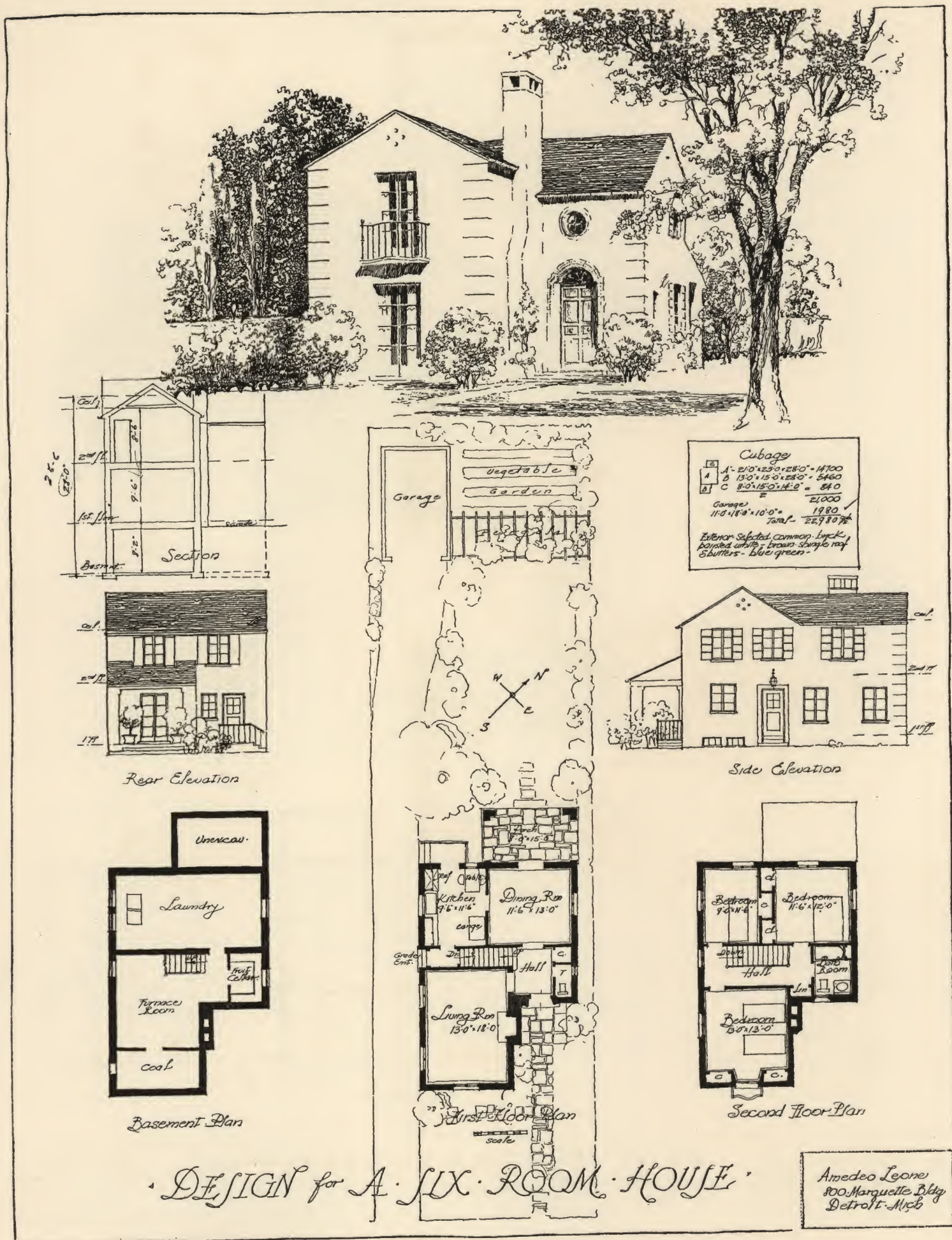
SECOND-FLOOR PLAN

DESIGN FOR A SIX ROOM HOUSE

RICHARD E. BISHOP
1134 HUME MANSUR BLDG.
INDIANAPOLIS
INDIANA

First Prize, Six Room House . . . RICHARD E. BISHOP, Architect

Complete working plans, including blue prints and specifications, can be obtained for this home for \$1.00 at The Chicago Tribune Public Service Office, 1 South Dearborn Street, or in the lobby of Tribune Tower, or \$1.15 by mail.



Cubage

A	21'0" x 23'0" x 28'0"	= 14700
B	13'0" x 15'0" x 28'0"	= 5460
C	8'0" x 15'0" x 14'2"	= 840
		= 21000
Garage	11'0" x 18'0" x 10'0"	= 1980
		Total = 22980


Exterior Suggested: Common Brick, Painted white, brown shingle roof, Shutters - blue-green.

DESIGN for A SIX ROOM HOUSE

Amedeo Leone
800 Marquette Bldg
Detroit, Mich

Second Prize, Six Room House . . . AMEDEO LEONE, Architect

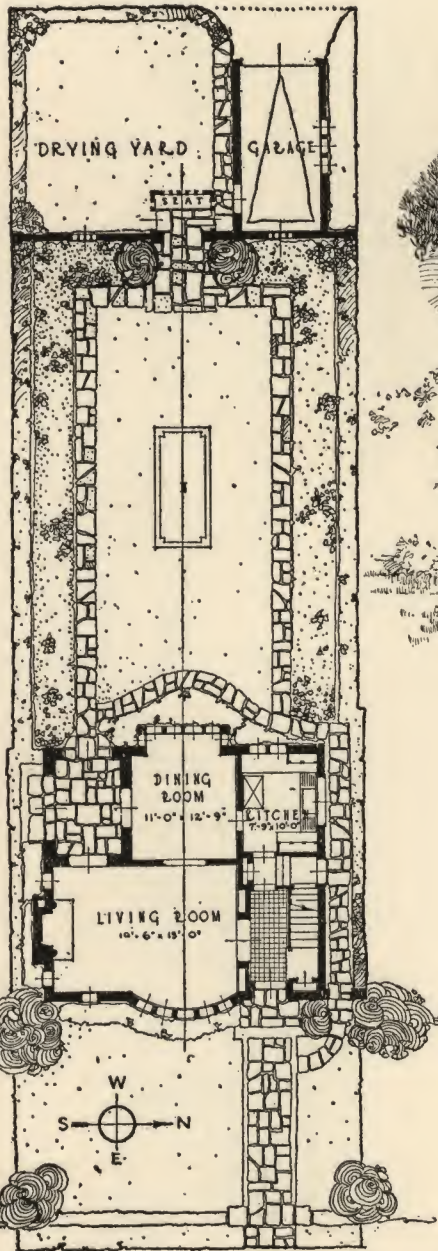
Complete working plans, including blue prints and specifications, can be obtained for this home for \$1.00 at The Chicago Tribune Public Service Office, 1 South Dearborn Street, or in the lobby of Tribune Tower, or \$1.15 by mail.



SUBMITTED BY
 LOUIS C. ROSENBERG AND
 G. DEWEY SWAN
 122 EAST 41ST STREET
 NEW YORK CITY

DESIGN FOR A SIX-ROOM HOUSE


Third Prize, Six Room House . . . LOUIS C. ROSENBERG AND G. DEWEY SWAN, Architects



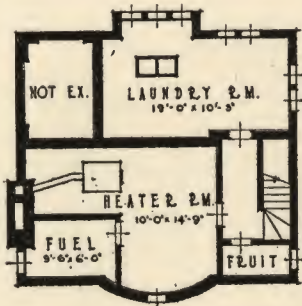
FIRST FLOOR & PLOT PLANS

C	A [28.5 x 21 x 3] - 832	= 17,722 C.F.
B	20.5 x 4.5 x 20.3	= 2,791
P	3.0 x 11.0 x 8.0	= 352
C	2.0 x 9.5 x 16.0	= 304
D	11.0 x 16.0 x 1.0	= 176
G	9.5 x 18.0 x 8.8	= 1,454
TOTAL		= 22,799 C.F.

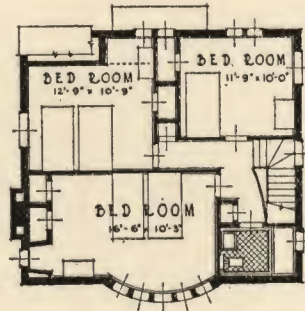
STUCCO COLOR TO BE A LIGHT GRAYISH CAST WITH QUARRY-RUN STONE TRIM. EXTERIOR WOODWORK TO BE FINISHED WITH ACID STAIN & THE SASH PAINTED AN APPLE GREEN. VARIEGATED SIZED SLATE WITH OCCASSIONAL PINK & GRAY SLATES IN A BLACK FIELD TO BE USED FOR THE ROOF.



PERSPECTIVE




BASEMENT PLAN



SECOND FLOOR PLAN

SCALE 1" = 5' IN FEET



* CUBAGE & MATERIALS ~ REAR ELEVATION ~ SIDE ELEVATION ~ SECTION *

DESIGN FOR A SIX ROOM HOUSE


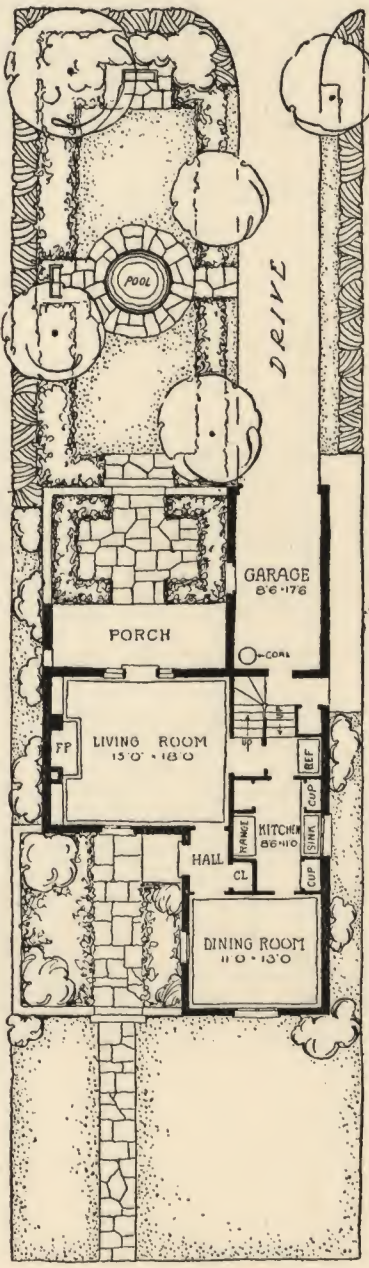

PIERRE & WRIGHT
ARCHITECTS
1133 HUME MANSUR BLDG.
INDIANAPOLIS, INDIANA

Fourth Prize, Six Room House . . . Pierre & Wright, Architects


CUBAGE

LIVING ROOM	15'0" x 13'0" =	11679
D-RM	11'0" x 13'0" =	7227
GARAGE	19' x 10' =	3420
PORCH	6' x 15' x 1/2' =	432
CHIMNEY	4' x 6' x 8' =	80
DORMERS	3 @ 40' =	120
TOTAL		22958

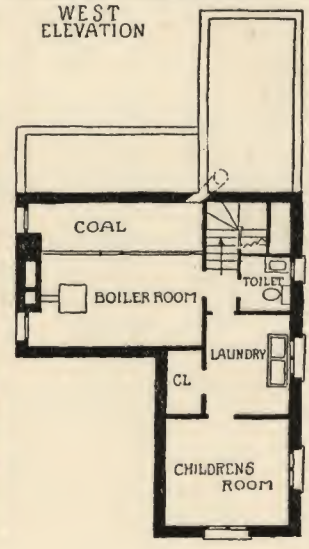
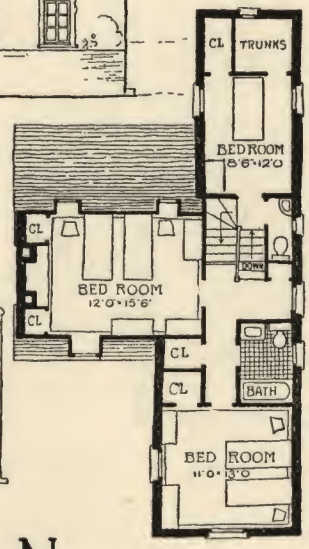
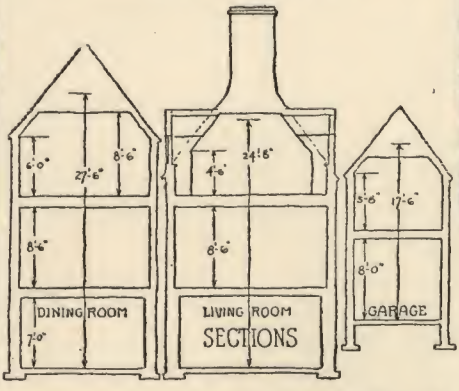
NOTES
 WALLS OF BRICK WHITEWASHED
 SHINGLE TILE ROOF OF
 VARIGATED COLORS WITH
 WOODWORK A GRAY GREEN
 STONE FLAG PAVING.



SOUTH ELEVATION



WEST ELEVATION

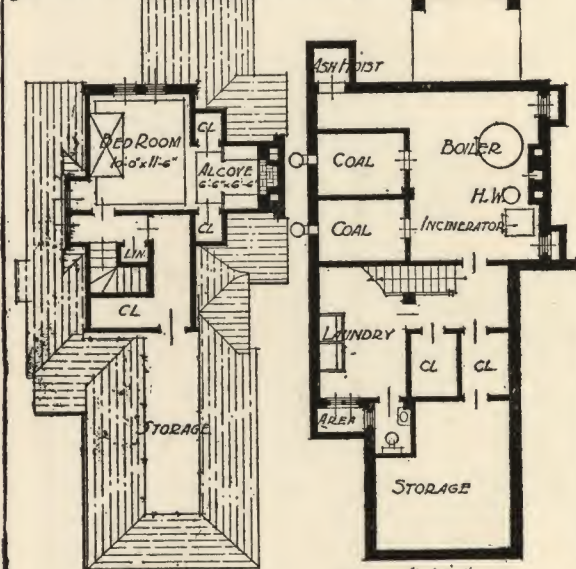
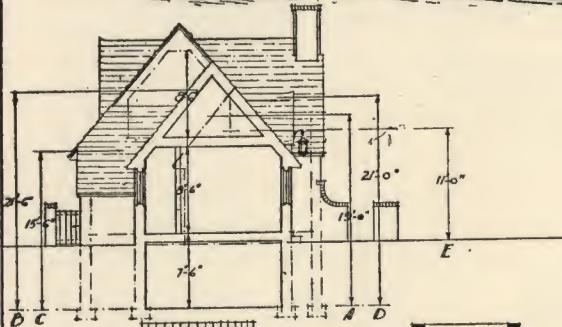


DESIGN FOR A SIX ROOM HOUSE

H·R·BISHOP
 10 EAST 43 ST
 NEW YORK CITY

Fifth Prize, Six Room House H. R. BISHOP, Architect

DESIGN FOR A SIX ROOM HOUSE



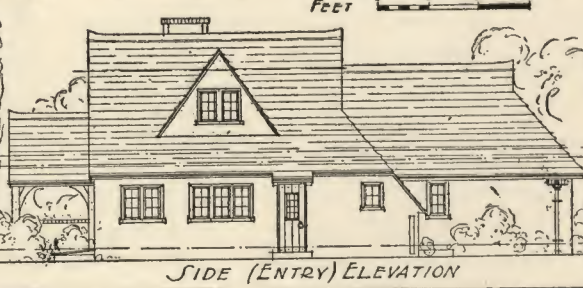

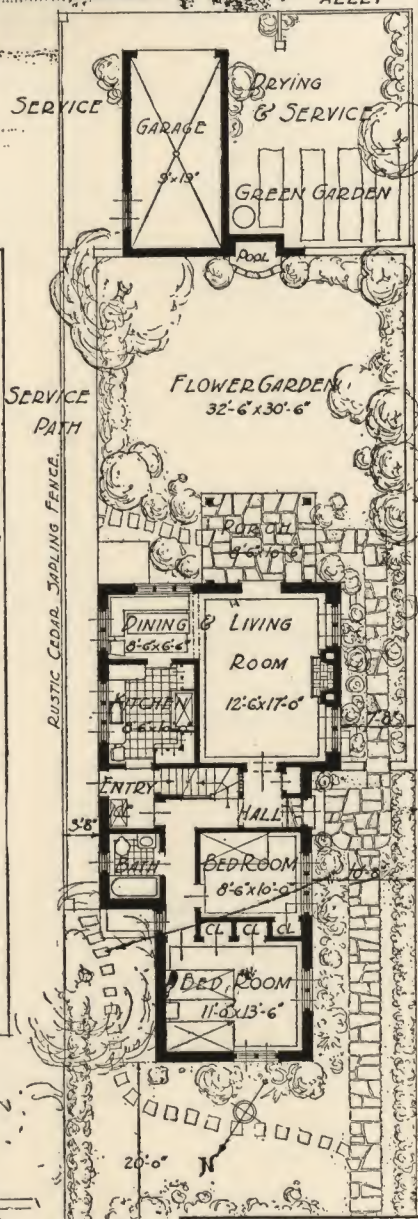
CUBIC CONTENTS

A	22'-10" x 15'-2" x 19'-0"	6580'
B	24'-10" x 20'-8" x 21'-6"	11050'
C	7'-4" x 5'-4" x 15'-6"	600'
D	2'-10" x 18'-8" x 21'-0"	900'
E	8'-6" x 10'-6" x 11'-0" + 2	480'
GARAGE	10'-4" x 20'-4" x 11'-0"	2300'
		<hr/>
		24,910'
ENTRANCE GABLE - DORMER AND CHIMNEY		300'
TOTAL		<hr/>
		22,210'

OUTSIDE WALL THICKNESS - 8" BRICK + 2" FURRING AND PLASTER = 10".

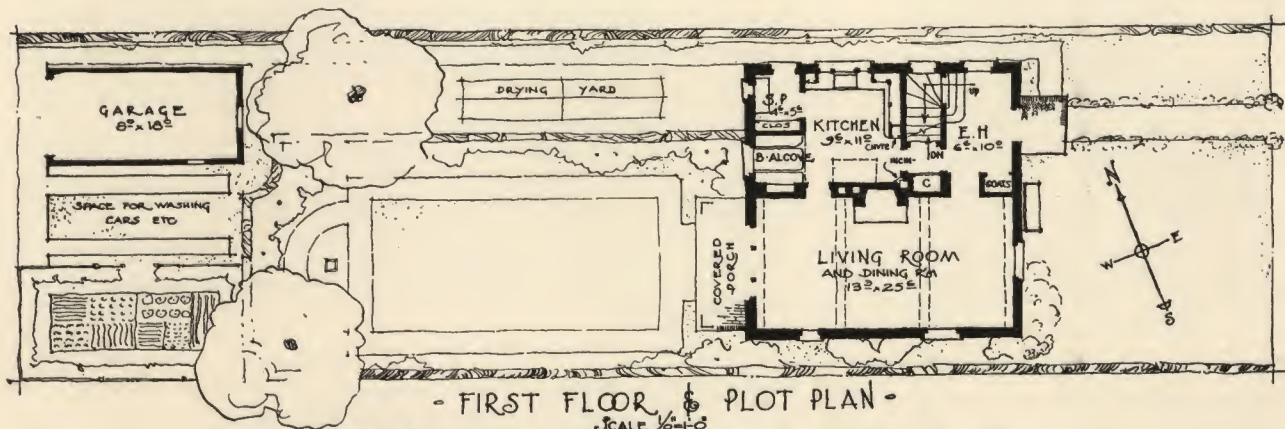

WALLS
COMMON BRICK WHITEWASHED & WATERPROOFED
CHIMNEY AND GARDEN WALL CAPS - DARK HEADERS.

ROOF
VARIEGATED NON-FADING GREEN & GRAY SLATES.
WOOD FINISH (OUTSIDE)
DARK BROWN STAIN



CONSTANTIN ALEXANDRE PERTZOFF
25 HILLSIDE AVE.
CAMBRIDGE - MASS.

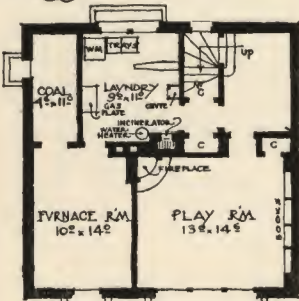
Sixth Prize, Six Room House . . . CONSTANTIN ALEXANDRE PERTZOFF, Architect



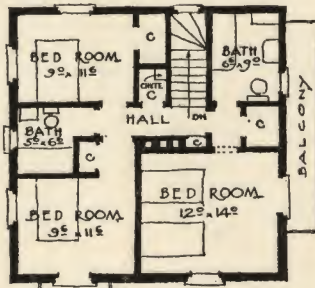
- FIRST FLOOR & PLOT PLAN -

SCALE 1/8" = 1'-0"

CUBICAL CONTENTS	
A	27' x 27' x 27' = 29,730
B	5' x 15' x 8' = 260
C	3' x 21' x 9' = 283
D	9' x 9' x 8' = 1,458
TOTAL 22,726	

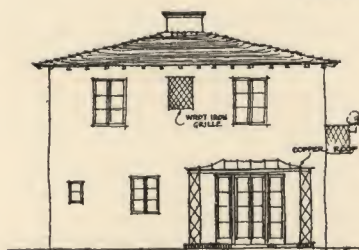


BASEMENT

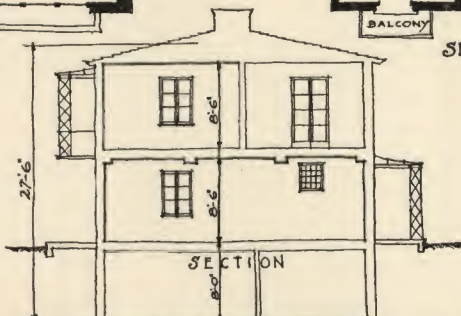


SECOND FLOOR

- NOTES -
 EXTERIOR WALLS MASONRY WITH WHITE PLASTER FINISH. SHINGLE ROOF WEATHERED BROWN; TRIM AND CAST-IRON WORK APPLE GREEN. ENTRANCE DOOR WHITE.



REAR



SECTION



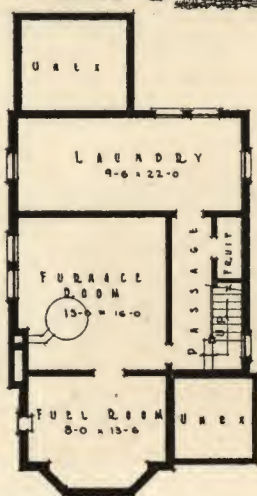

SIDE

A DESIGN FOR A SIX ROOM HOUSE

WILLIAM P. HELLEN &
 BURWELL F. HAMRICK,
 607 UNION BANK BLDG.
 LOS ANGELES CALIF.



FIRST FLOOR PLAN



BASEMENT PLAN





SECOND FLOOR PLAN

NOTES & CUBAGE

MAIN HOUSE (A)	16,850
LIV. RM. PROJ. (B)	3,400
PORCH (C)	840
GARAGE	1,800
TOTAL	22,890

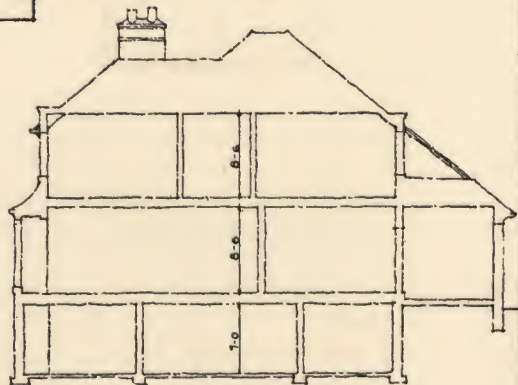
BRICK TO BE SALMON COLORED
STORE TRIM IN BLUES & YELLOWS
VARIEGATED SLATE ROOF



NORTH ELEVATION



EAST ELEVATION



SECTION

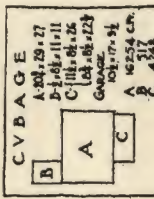
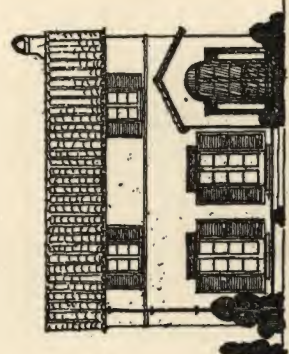
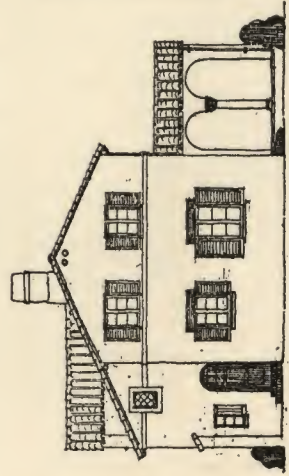
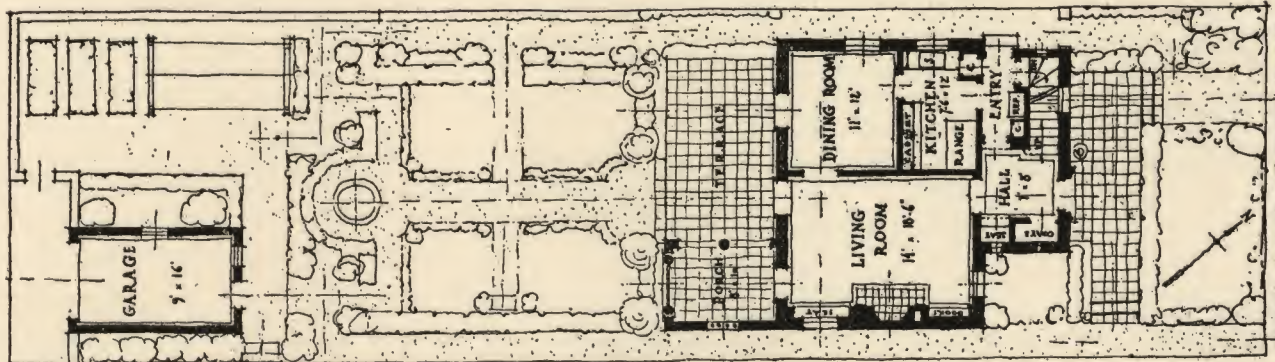
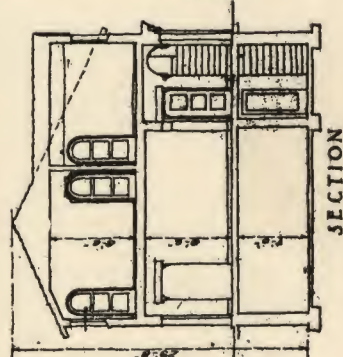
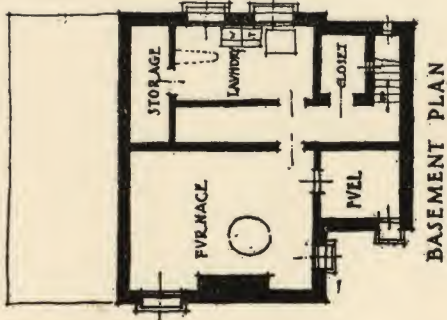
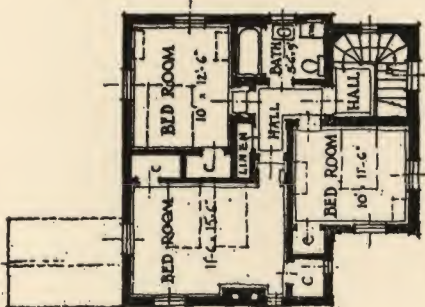
DESIGN FOR A

SIX ROOM HOUSE

SUBMITTED BY
EDWARD D. JAMES
&
JOSEPH D. SMALL
241 N. PENNSYLVANIA ST.
INDIANAPOLIS, IND.

Eighth Prize, Six Room House

EDWARD D. JAMES AND JOSEPH D. SMALL, Architects




FOLLOW THE BRICK OR CONCRETE WALLS WITH STUCCO OR GAVE GREEN VENEZIAN LANTERNS - T.M. STORE. L.A. 100-1000.

SCALE 1/8" = 1'-0" P.N.

DESIGN FOR A SIX ROOM HOUSE

W. F. MULLAY
1922 W. 4th St.
Los Angeles, Calif.

Ninth Prize, Six Room House . . . W. F. MULLAY, Architect



REAR ELEVATION

~ CUBIC CONTENTS ~

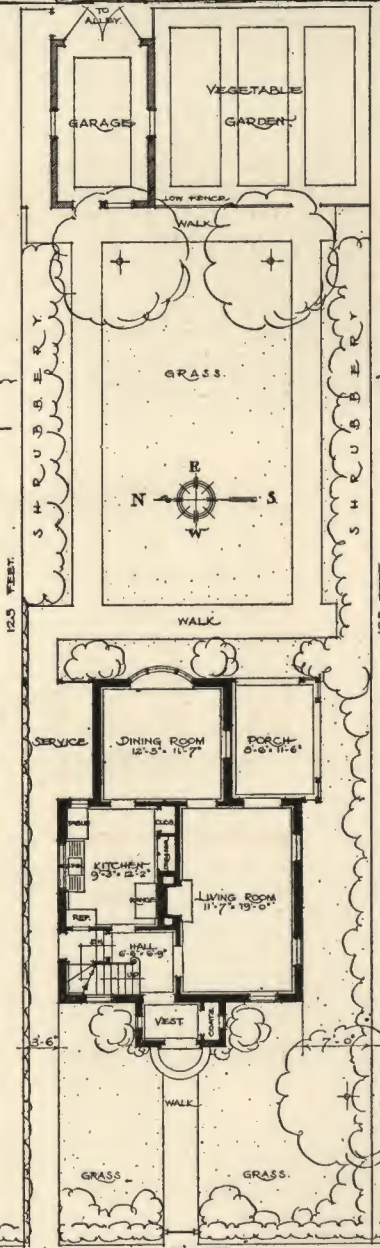
MAIN HOUSE.	24'-6" x 20'-6" x 29'-0"	14,566.
EAST WING.	14'-0" x 12'-0" x 27'-0"	4,536.
VESTIBULE.	9'-0" x 4'-6" x 18'-0"	729.
PORCH.	12'-6" x 9'-0" x 11'-0"	616.
GARAGE.	17'-0" x 10'-6" x 10'-6"	1,869.
TOTAL CUBAGE		22,316.

DESIGN FOR A

SIX ROOM HOUSE

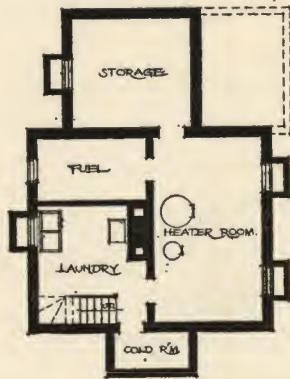


~ CROSS SECTION ~

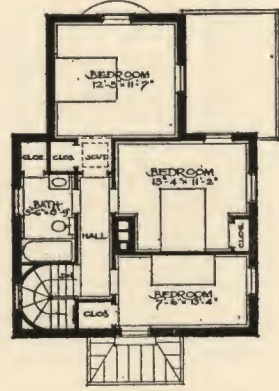
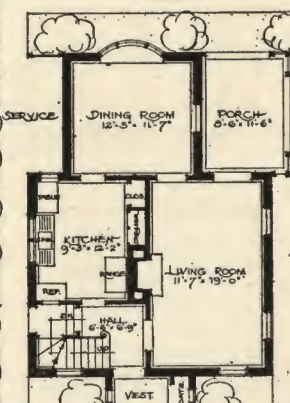


ELEVATION TO THE SOUTH.

~ SIDE ELEVATION ~

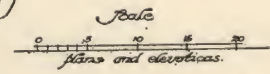
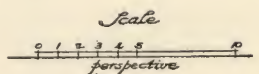


~ BASEMENT PLAN ~



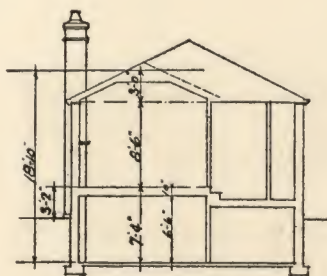

~ SECOND FLOOR PLAN ~

WALLS TO BE SELECTED COMMON BRICK. PAINTED WHITE OR WHITE-WASHED. ~ SHINGLES STAINED A SILVER GREY. ~ SHUTTERS PAINTED BOTTLE GREEN. ~ ALL OTHER EXTERIOR WOODWORK TO BE WHITE. ~ METAL ROOFS, LEADERS, & GUTTERS, LEAD COATED COPPER.



OWEN LAU GOWMAN ARCHITECT.
98 WEST 183RD ST
NEW YORK CITY.

Tenth Prize, Six Room House . . . OWEN LAU GOWMAN, Architect



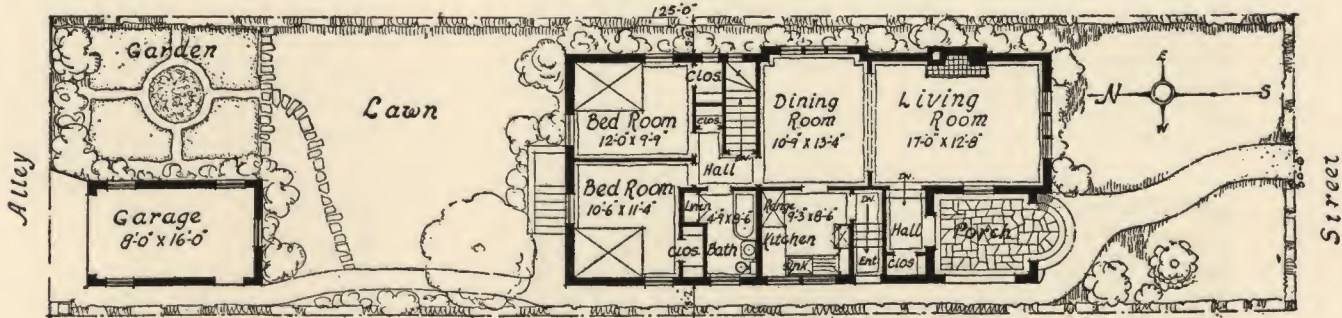
Section



West Elevation
scale 1/2" = 8 feet



Rear Elevation



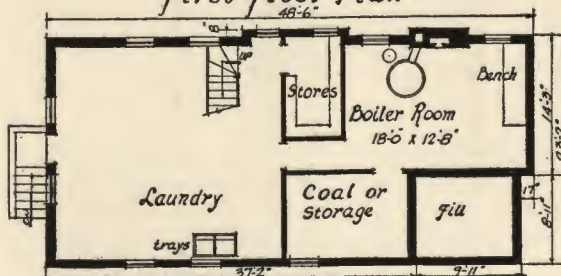
First-floor-Plan
48'-6"

CUBIC CONTENTS

MAIN-BLDG.	= 1033 x 18'-10"	= 19451.4 - CU. FT
PORCH	= 1/2 (88.5' x 13)	= 575. . . .
GARAGE	= 9 1/2 x 17' x 7'	= 1453. . . .
TOTAL CUBIC FEET		= 21,479.4

NOTE


EXTERIOR WALLS 9" COMMON BRICK PAINTED A LIGHT GRAY • WOODWORK WHITE • GRAY SHINGLE ROOF LAID IRREGULARLY



Basement Plan

Design for A Five Room House

HELMER. N. ANDERSON
1020 - N. LOREL AVENUE
CHICAGO,
ILLINOIS



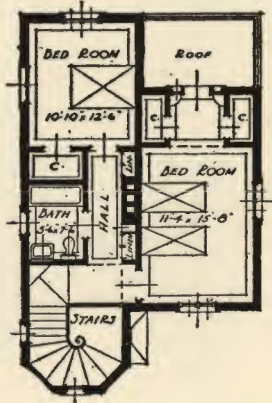
DESIGN FOR
A FIVE ROOM
HOUSE



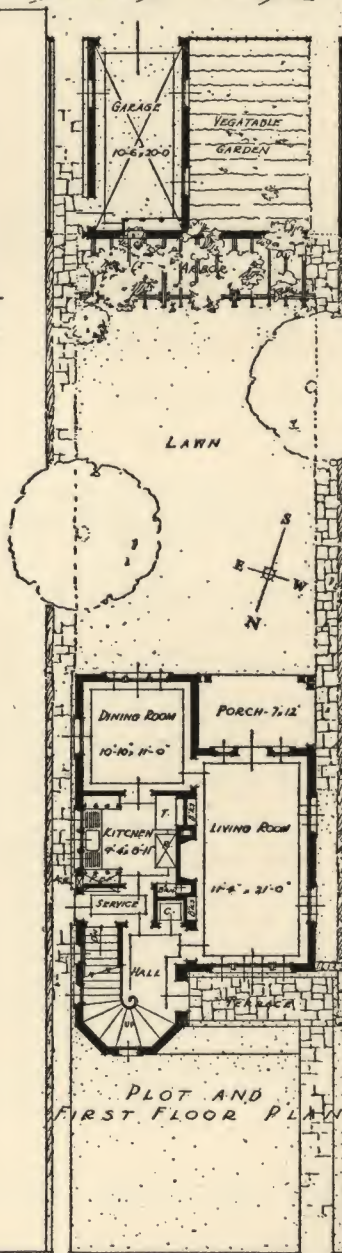
SIDE ELEVATION



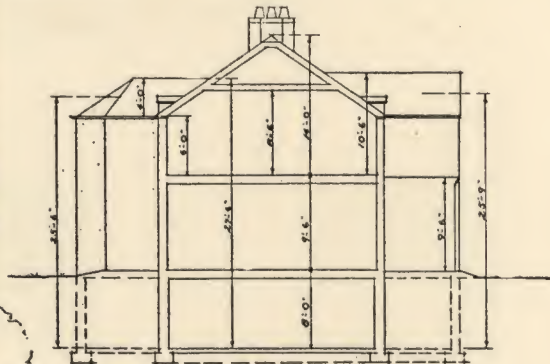
REAR ELEVATION



SECOND FLOOR PLAN



PLOT AND
FIRST FLOOR PLAN

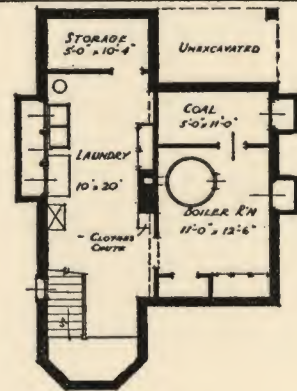


LONGITUDINAL SECTION


CUBAGE

	B	F
A - 24' x 22.5' = 536, x 27.5' = 14,740		A
B - 12.3' x 7.3' = 890, x 25.75' = 2,312		
C - 8.5' x 10.8' = 2.6' = 87, x 25.5' = 2,091		C
P - 11.5' x 7.5' = 86.25, x 2.2' = 409		
GARAGE = 10.5' x 20' = 210, x 9' = 1,890		
TOTAL = 21,442 CU. FT.		

NOTES - GRADUATED SLATE ROOF, VARI-
EGATED COLORS, QUARRY FINISH. STUCCO
ON HOLLOW TILE, LIGHT BUFF COLOR.
BRICK SILLS CONCRETE BASEMENT WALLS.
WOOD PORCH. COPPER GUTTERS & DOWNSPOUTS.



BASEMENT PLAN

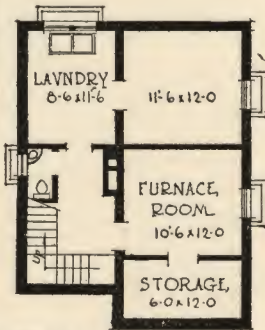


ARTHUR F. DEAM
306 S. WABASH AVE
90 N. MAX DUNNING
CHICAGO
ILLINOIS




SIDE ELEVATION

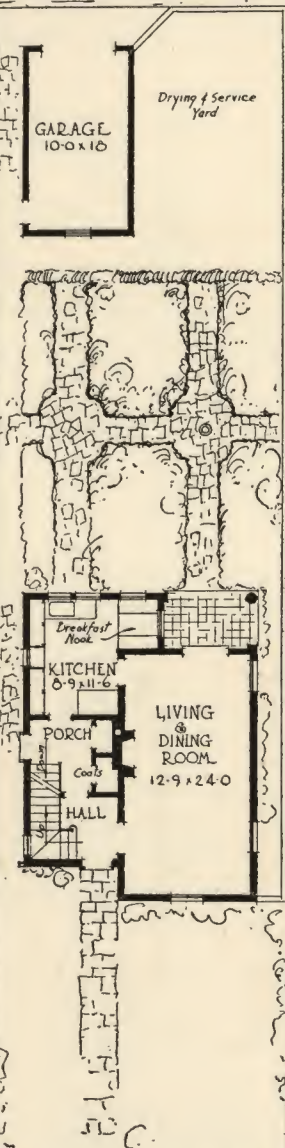
NOTES
 RED TILL ROOF.
 WHITE UNEVEN
 PLASTERED WALLS.
 BALCONY WOOD
 STAINED A DARK
 BROWN.



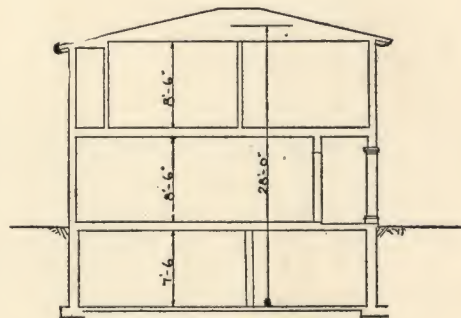
BASEMENT PLAN



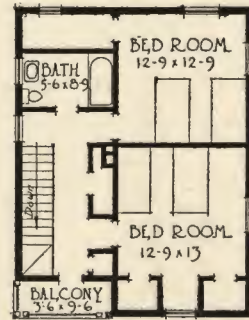
REAR ELEVATION



FIRST FLOOR & PLOT PLAN

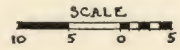


SECTION




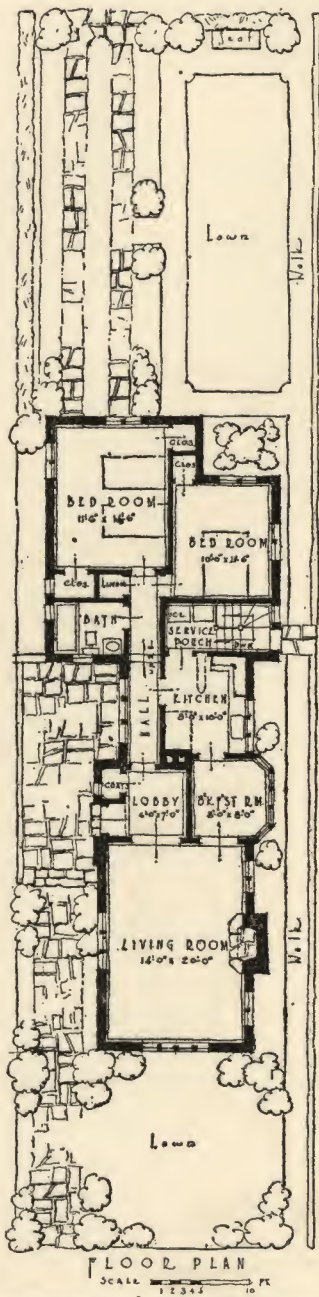
SECOND FLOOR

CVBAGE	
A	9-6 x 27-6 x 28-0 = 7300
B	14-0 x 31-0 x 28-0 = 12150
BALCONY	3-6 x 9-6 x 5-0 = 166
GARAGE	11-0 x 19-0 x 8-6 = 1775
TOTAL 21391	


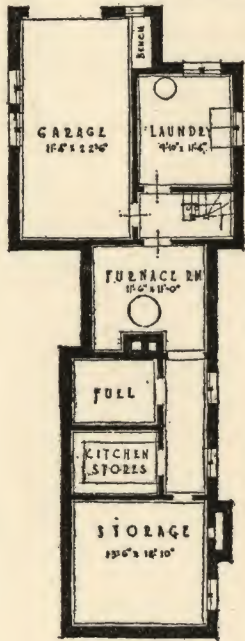


JAMES D. WICKENDEN
 2377 VIRGINIA ST
 BERKELEY, CALIF.
James D. Wickenden

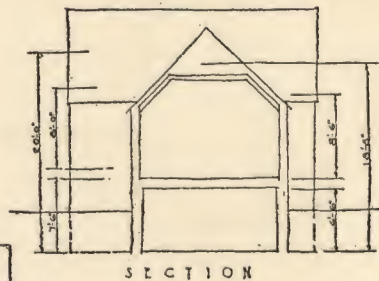
DESIGN FOR A FIVE ROOM HOUSE



SIDE ELEVATION



REAR ELEVATION
SCALE 1/2" = 2' 0"



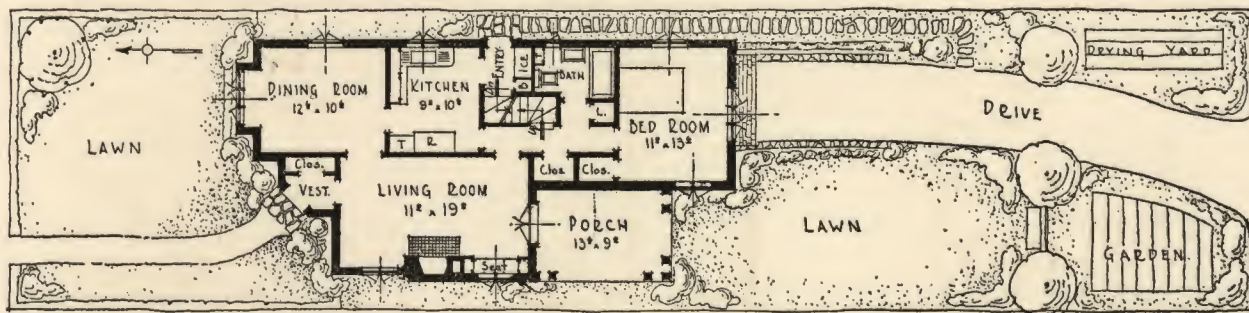
CUBAGE COMPUTATIONS		COLOR SCHEME	
A - 13'0" x 10'0" x 10'0" =	1720	COMMON BRICK 20% QUANT	
B - 13'0" x 10'0" x 20'0" =	5680	MIXED SLATE ROOF	
C - 13'0" x 7'0" x 18'0" =	10080	WOOD - WEATHERED GRAY	
TOTAL = 21242 Cu. Ft.		STEEL SASH VERMILION	

DESIGN FOR A FIVE ROOM HOUSE

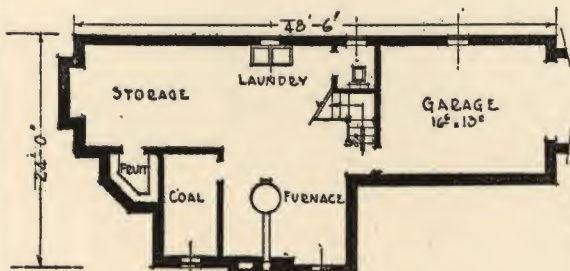
SUBMITTED BY
MARIO CIAMPI
342-10TH STREET
SAN FRANCISCO CAL.



DESIGN FOR A FIVE ROOM HOUSE



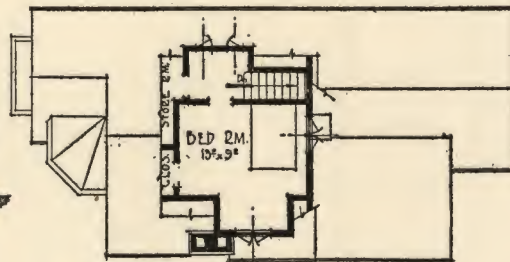
PLOT PLAN & FIRST FLOOR PLAN



BASEMENT PLAN



SECTION



SECOND FLOOR PLAN



WEST ELEVATION

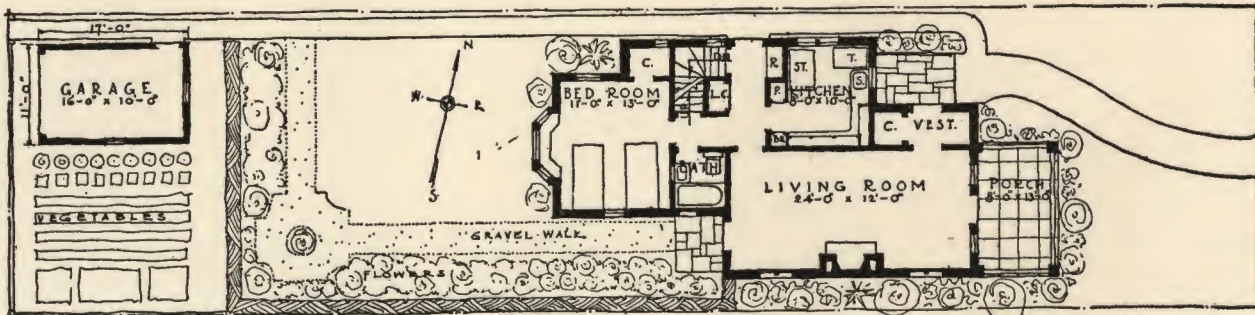

CUBIC CONTENTS	
MAIN PART OF HOUSE	19,830
PORCH	608
ENTRANCE	410
DAY WINDOW	126
TOTAL CU. FT.	20,974
COLOR & MATERIALS:	
BUFF STUCCO ON 8" CINDER BLOCKS	
DULL DROWN TIMBERS & SHINGLES.	



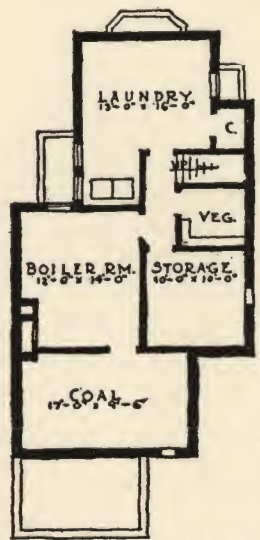
SOUTH ELEV.

0 5 10 15 20 FT.
Scale 3/8" = 1'-0"

MAYOL H. LINSOTT
6143 CHERRY ST.
KANSAS CITY - MO.



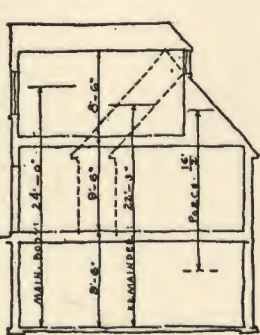
PLCT PLAN & FIRST FLOOR PLAN.



BASEMENT PLAN.




SOUTH ELEVATION.



SECTION.



WEST ELEVATION.



SCALE.

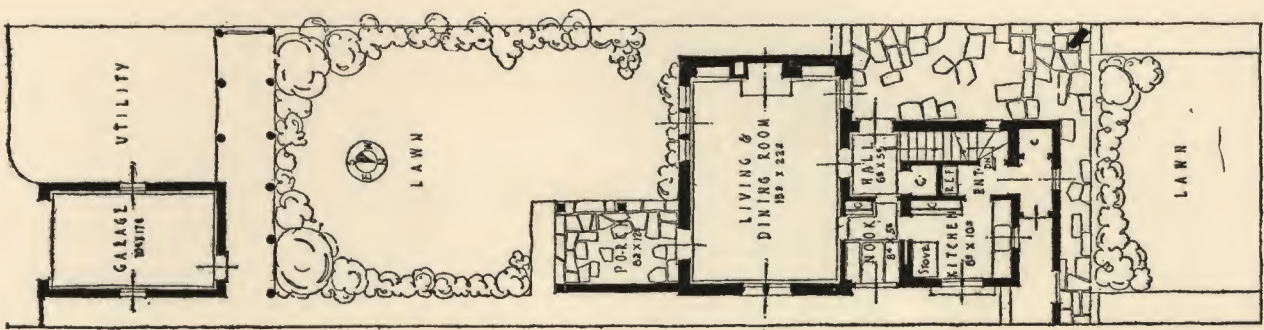


SECOND FLOOR PLAN.

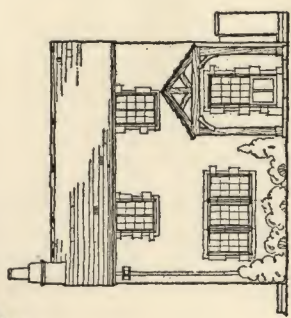
CUBIC CONTENTS.
 MAIN BODY 24'-0" x 25'-0" x 24'-0" = 10,800
 REMAINDER 330" AREA x 22'-3" = 1,820
 PORCH 13'-0" x 11'-0" x 15' = 920
 GARAGE 11'-0" x 17'-0" x 12' = 2,244
 TOTAL CUBIC FEET = 21,492
 SPECIFICATION.
 LIGHT TAN STUCCO ON TILE WITH
 VARIEGATED SLATE ROOFS.
 TIMBER STAINED METAL CASE-
 MENTS WITH LEADED GLASS

DESIGN FOR A FIVE ROOM HOUSE

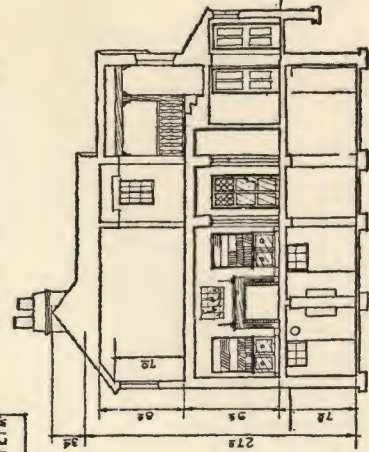
W. RAY WINEGAR,
 8545 DUMBARTON ROAD,
 APARTMENT 305
 DETROIT, MICH.



FIRST-FLOOR & PLOT PLAN



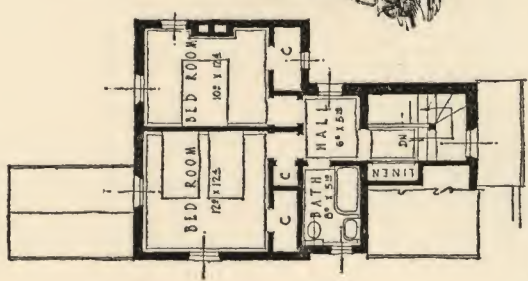
REAR ELEVATION



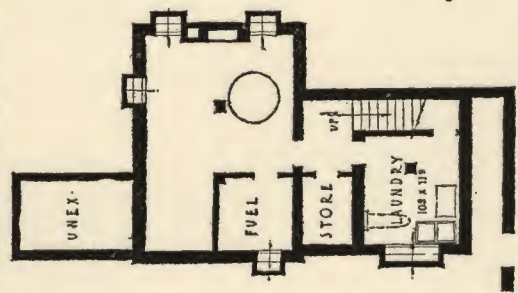
SECTION

CUBAGE	
P	245.14
A	162.61
B	167.10
C	104.45
D	8.93
P	387.12
C	104.45
D	5.50
GARAGE 104.45	
TOTAL 2126.21	

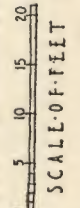
STUCCO-WHITE-SMOOTH-TEXTURE;
 UNEVEN-SURFACE-WOODWORK-STAIN
 ED-BROWN-GRAY-CAST-STONE-TIM-
 SHACE-OR-GREEN-SLATE-ROOF.



SECOND FLOOR PLAN




BASEMENT PLAN



W.G. BYRNE
 3014 5TH AVE.
 LOS ANGELES
 CALIFORNIA


DESIGN FOR A FIVE ROOM HOUSE



CEDAGE

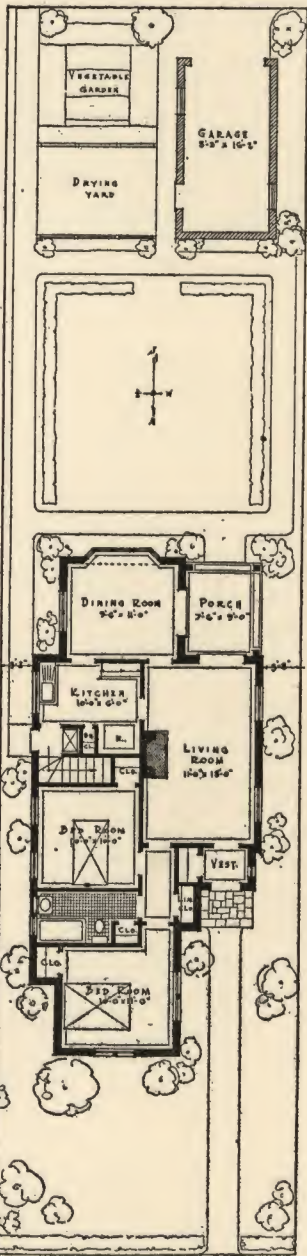
A-136' x 4'-220'-0" =	1312
D-240' x 210'-0" =	5040
C-140' x 1-020'-0" =	2100
D-140' x 1-020'-0" =	2100
PORCH DECK	
E-10' x 10'-0" =	100
TOTAL ROSE	14710
GARAGE	
15' x 10'-0" =	150
TOTAL	14860

EXTERIOR WALLS POURED CONCRETE FINISHED WITH WHITE MEDESA CEMENT WASHES TONED WITH YELLOW OCRE. ALL EXPOSED WOOD ANTIQUED WITH GREY GREEN STAIN. ROOF OF RANDOM SAID COLDOBA TILE.



DESIGN FOR A FIVE ROOM HOUSE

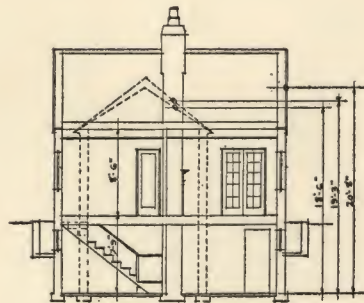
R. VAN DUREN LIVINGSTON
 3132 CARLYLE ST.
 LOS ANGELES.
 CALIFORNIA.




FIRST FLOOR PLAN



WEST ELEVATION



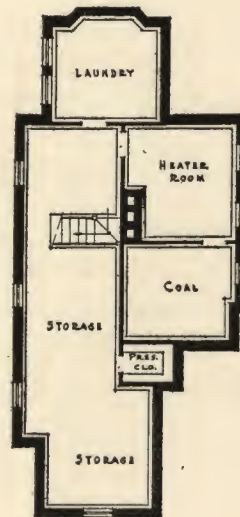
SECTION



SOUTH ELEVATION

A	11'6" x 10'0" x 18'0"	2240
DAY	8'0" x 1'0" x 10'0"	130
B	7'0" x 9'0" x 10'0"	530
C	25'0" x 19'8" x 20'8"	9779
D	2'6" x 15'0" x 34	
E	12'8" x 20'0" x 30"	
F	7'6" x 4'0" x 30	
G	2'0" x 4'0" x 8	
GARAGE 10'6" x 18'0" x 10'0"		6991
		1800
		TOTAL 20679 CO. FT.


WALLS - ROUGH TEXTURED WHITE STUCCO
 ROOF - BROWN STAINED SHINGLES
 EXTERIOR WOODWORK - STAINED BROWN
 LATH - CASHEMERE TYPE



BASEMENT PLAN

DESIGN FOR A FIVE ROOM HOUSE

CLARENCE B. MACKAY &
 AND GEORGE F. AXT
 % CLARENCE B. MACKAY
 538 CENTRAL AVE.
 NEW HAVEN - CONN.



Side Elevation

Rear Elevation

Section

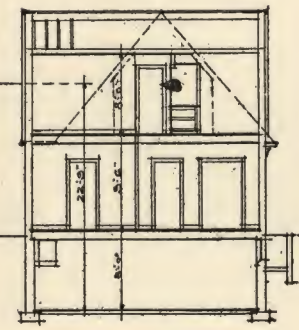
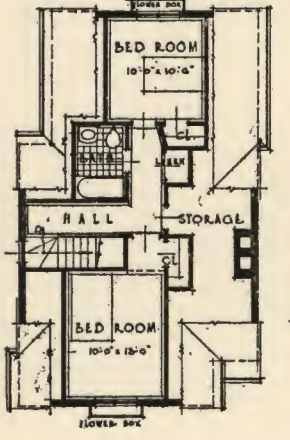
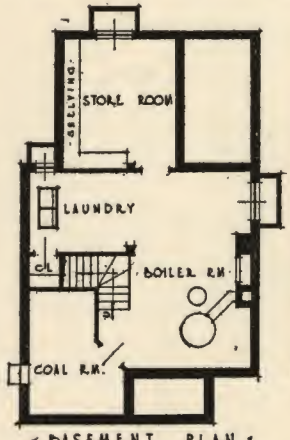
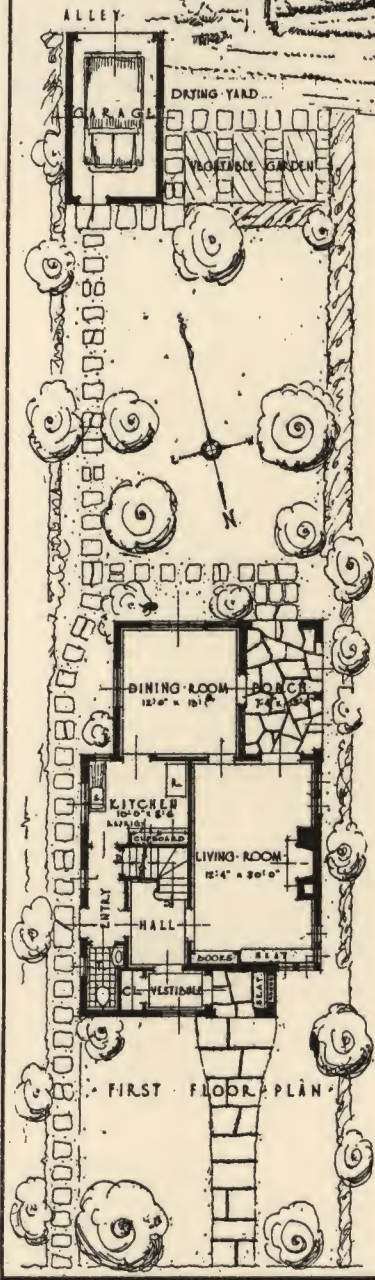

This House should be built of
Common Brick, whitewashed.
Roof of Variegated Stone Slates.
Basement Garage & Porch... 9,400 ft.³
First Floor... 7,200
Second Floor... 4,780
Total Cubic Contents 21,380 ft.³

Basement Plan

Second Floor Plan

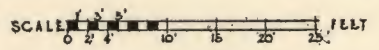
DESIGN FOR A
FIVE ROOM HOUSE

SUBMITTED BY
EDGAR ALBRIGHT
47 WEST 12TH ST.
NEW YORK CITY



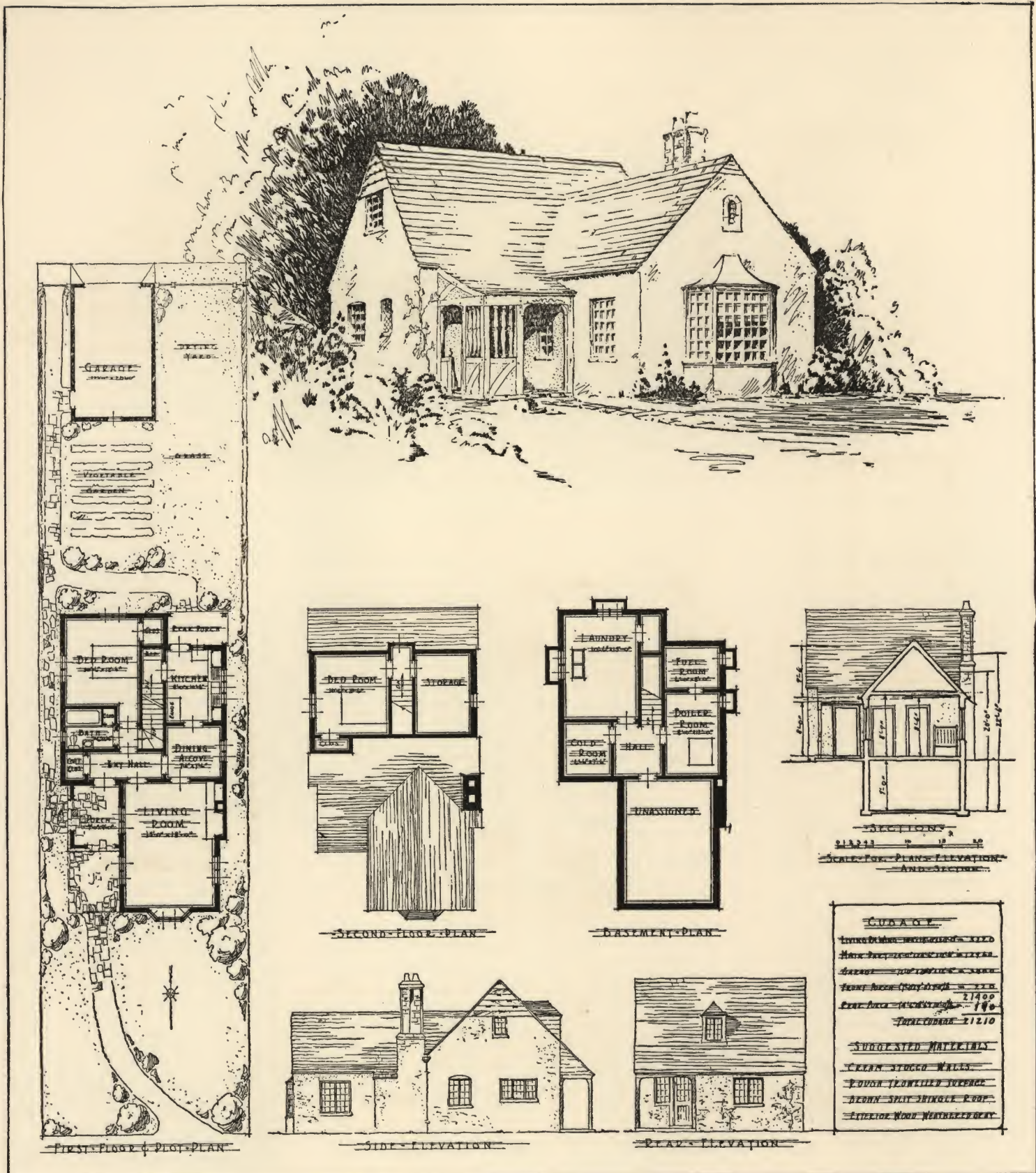
CUBICAL CONTENTS	
A	19'-6" x 4'-8" x 22'-9" = 2,070
B	24'-0" x 21'-4" x 22'-9" = 11,648
C	20'-8" x 13'-4" x 22'-9" = 6,256
GARAGE	9'-6" x 18'-0" x 15'-0" = 1,565
REDUCTION FOR PORCH AND UNLOCATED PORTION BELOW	21,539
IN FOLIO C-7478-418-C-2	808
TOTAL	20,731

MATERIALS & COLORS
 WALLS OF USED COMMON BRICK, SELECTED WITH PERCENTAGE OF GLAZES
 ROOF OF SLATE, VARIEGATED COLORS
 SHUTTERS & FLOWER BOXES, APPLE GREEN
 OTHER EXTERIOR WOODWORK, WEATHERED OAK
 WROUGHT IRON BRACKETS PAINTED GRAY BLACK



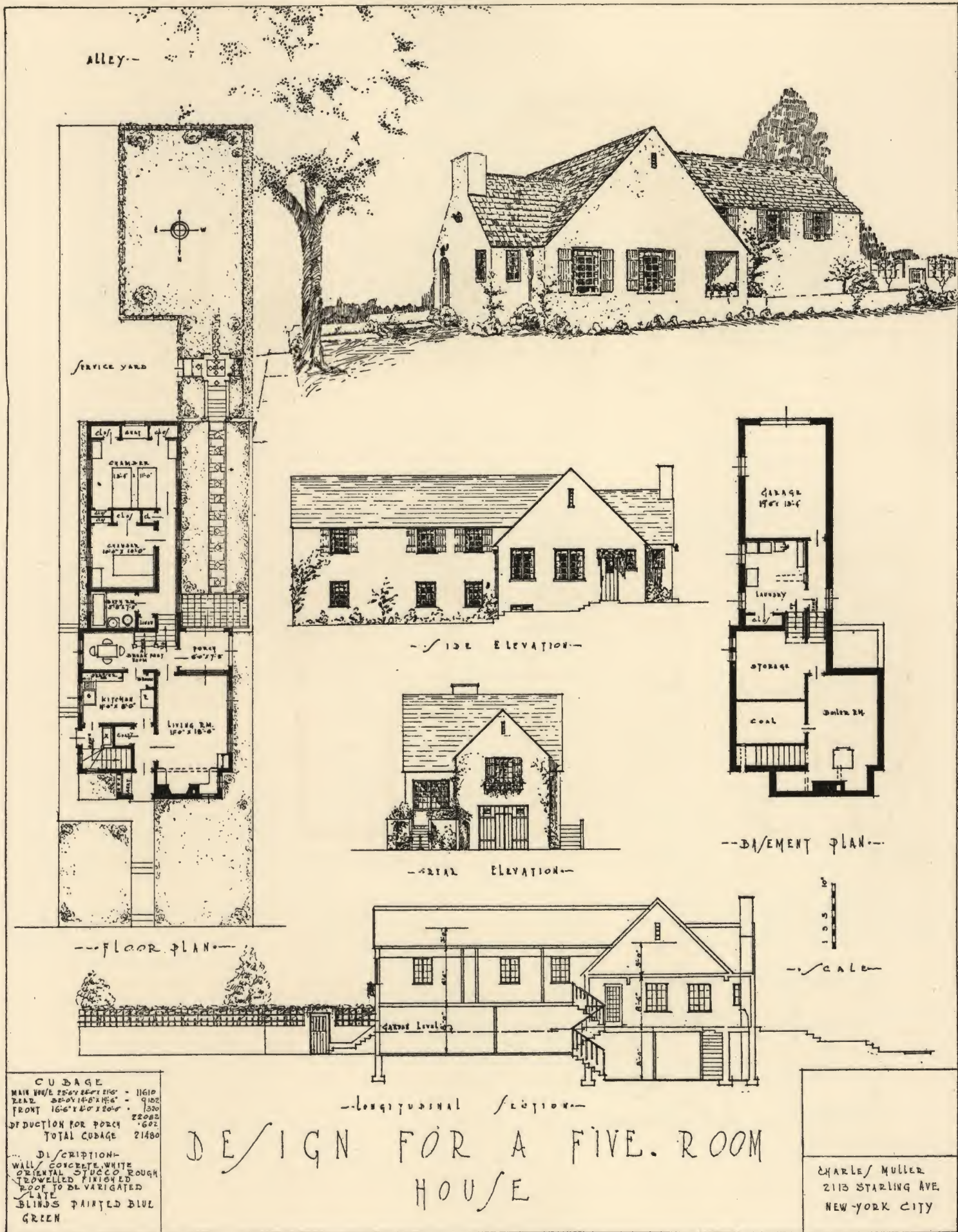
Design for a Five Room House

H. A. SURMAN
 1000 MARQUETTE BLDG
 DETROIT, MICH.



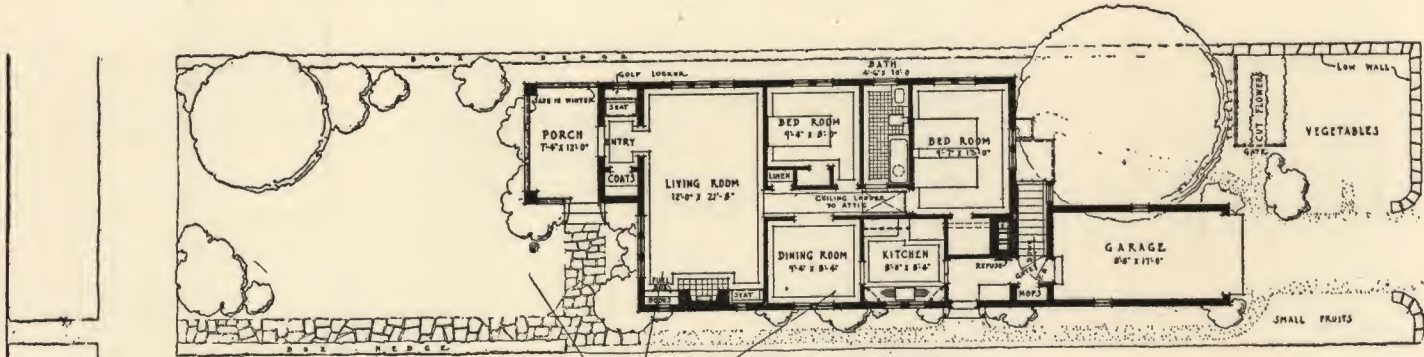
DESIGN FOR A FIVE ROOM HOUSE

ROBERT V. WADE &
FRED J. ABENDROTH
1969 EAST 82ND ST
CLEVELAND OHIO

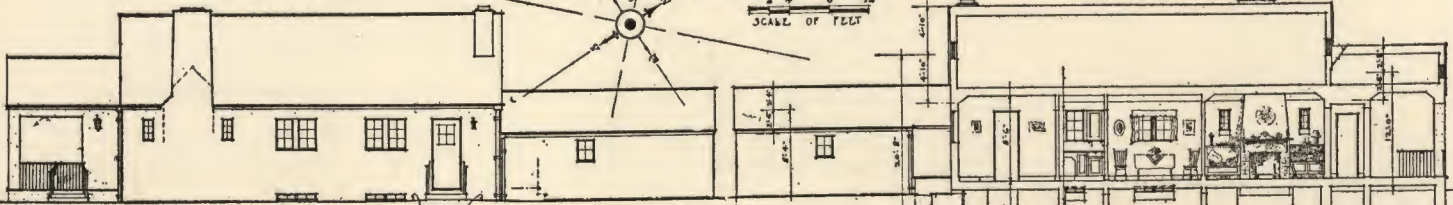




DESIGN for a FIVE-ROOM HOUSE

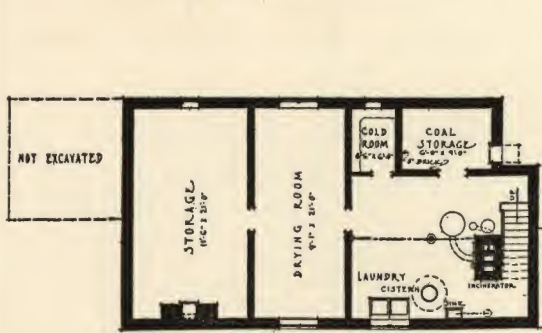


PLAN of FIRST FLOOR
SUGGESTED PLOT PLAN



SIDE ELEVATION (SOUTHEAST)

SECTION



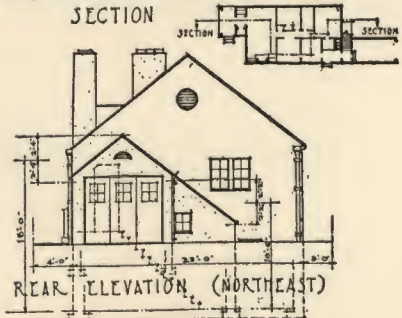
PLAN of BASEMENT

COMPUTATION of CUBAGE

A	23'-0" X 38'-0" X 20'-0"	18062
B	3'-8" X 4'-8" X 10'-0"	244
C	3'-8" X 10'-0" X 13'-0"	553
D	10'-0" X 17'-8" X 8'-4"	1473
E	4'-0" X 12'-0" X 12'-0"	576
F	7'-4" X 12'-0" X 12'-0"	528
TOTAL CUBIC CONTENT		21438

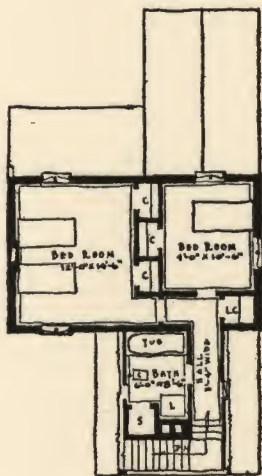

KEY TO CUBE AREAS

NOTES:
 FOUNDATION WALLS of CONCRETE. EXTERIOR WALLS of 6" HARD BURNED TERRA COTTA. INTERIOR WALLS of 3" PLASTER BLOCK EXCEPT IN BASEMENT TO BE C. H. T. C. FRAMING TO BE METAL LUMBER. EXTERIOR of WHITE STUCCO. INTERIOR of ROUGH FINISH PLASTER, PAINTED. ROOFS of HEAVY ASBESTOS SHINGLES, IN VARIEGATED DARKS.

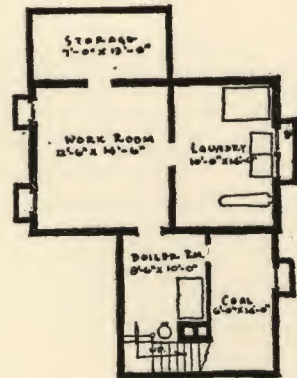
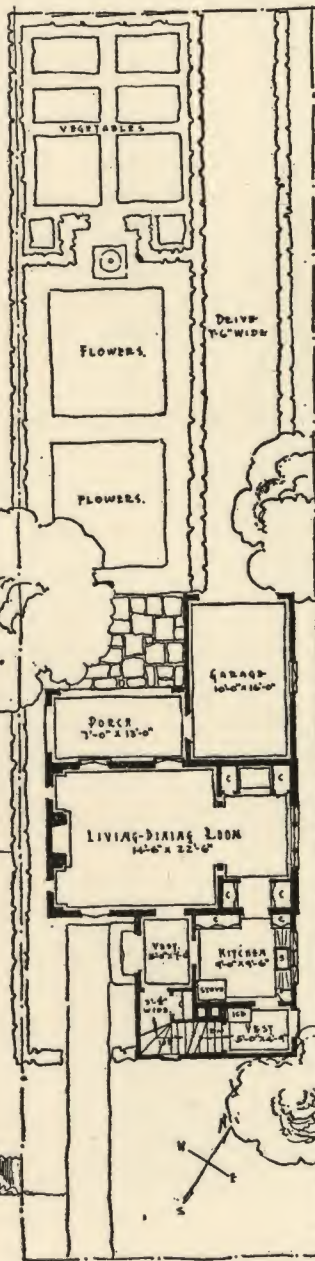


REAR ELEVATION (NORTHEAST)

ROBERT KILMARTIN
 104 WEST ILLINOIS ST
 URBANA - ILLINOIS




2ND FLOOR PLAN



BASEMENT PLAN



SIDE ELEVATION



REAR ELEVATION




SECTION

DESIGN
FOR A
FIVE ROOM HOUSE

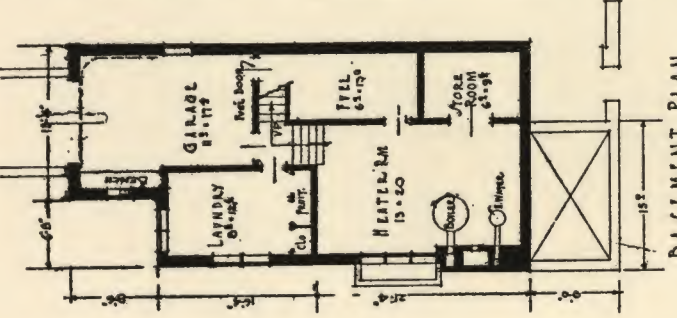
CUBAGE

24 X 16 X 26	9904
7 X 14 X 8	784
18 X 16 X 26	5760
11 X 10 X 17	1870
TOTAL	18400

JOHN FLORITO
128 E 37 ST
NEW YORK 9 NY



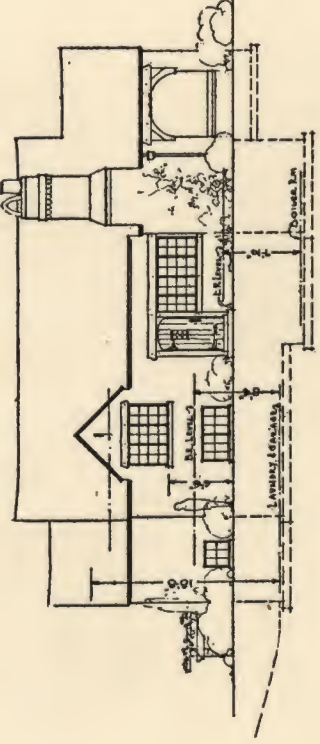
PERSPECTIVE VIEW



BASMENT PLAN

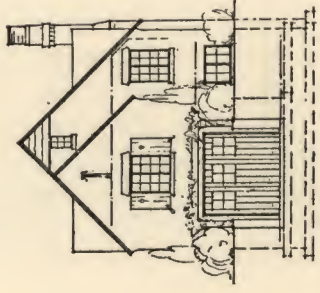
CYDAGL

C	A-214-22-22 1/2 - 4600.5 GRT
B	B-307-22-22 1/2 - 7166.6
A	C-48-13-10 1/2 - 2410.5
D	D-4-13-10 1/2 - 810.0
TOTAL	20477.6 CUB. FT.



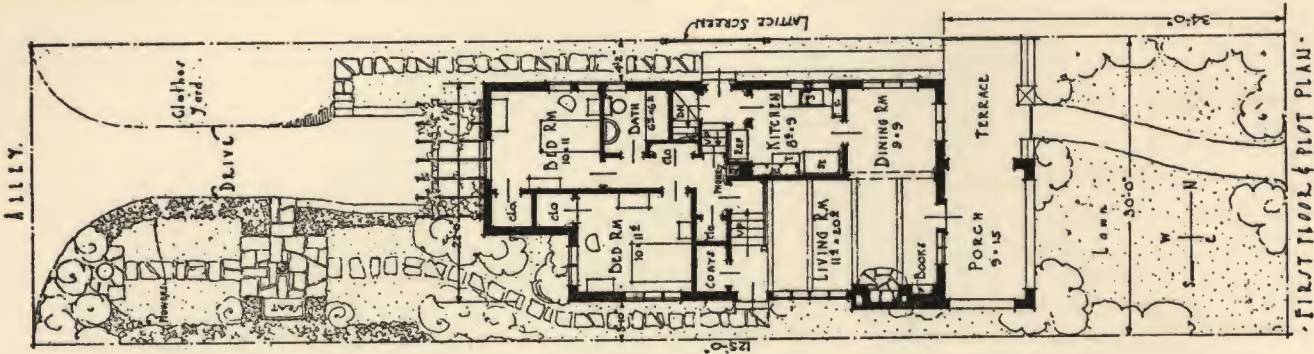
SIDE ELEVATION

SCALE FOR ALL DRAWINGS EXCEPT PERSPECTIVE

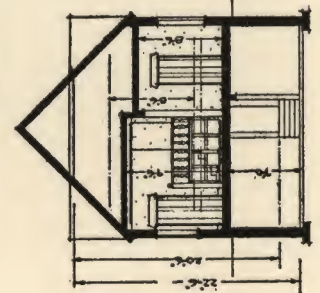


REAR ELEVATION

EXTERIOR.
 EXTERIOR WALLS CARBON BLOCK
 JOINTS & WHITE WASHED. TRIM
 BLOCK HALF-BURNED. OAK TRIMMED
 WEATHERED GRAY BROWN. SETTLED
 TRAVERTINE, ROOF, TERRACE & GROUND
 WHITE LIME SANDSTONE



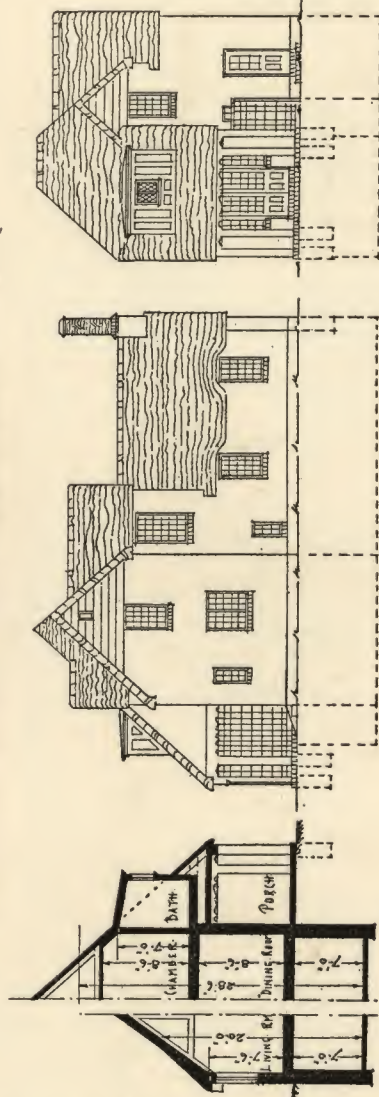
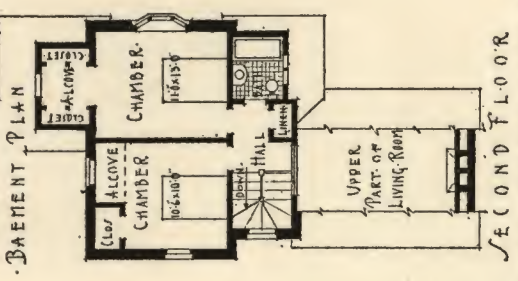
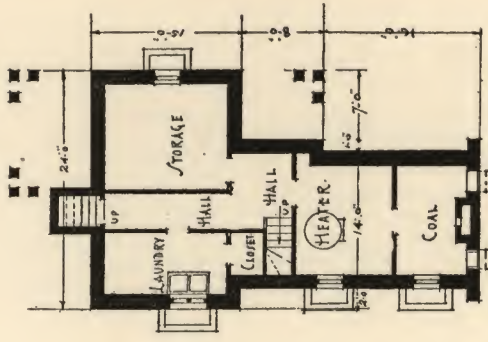

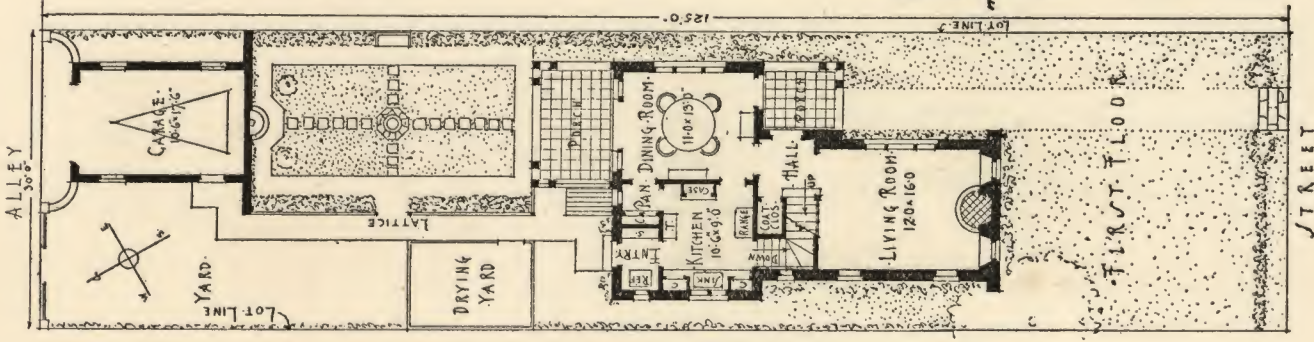
FIRST FLOOR & PLOT PLAN



SECTION

SUBMITTED BY
 HARRY L. WAGNER
 555 N. LAWN AVE.
 KANSAS CITY, MO.

DESIGN FOR A FIVE ROOM HOUSE



SIDE ELEVATION

REAR ELEVATION

SCALE FOR PLANS AND ELEVATIONS

CUBAGE

GARAGE	2160
DINING ROOM END	10260
LIVING ROOM AND HALL	6880
DORMERS ETC	960
PORCHES	760
TOTAL CUBIC FEET	21020

SUGGESTIONS

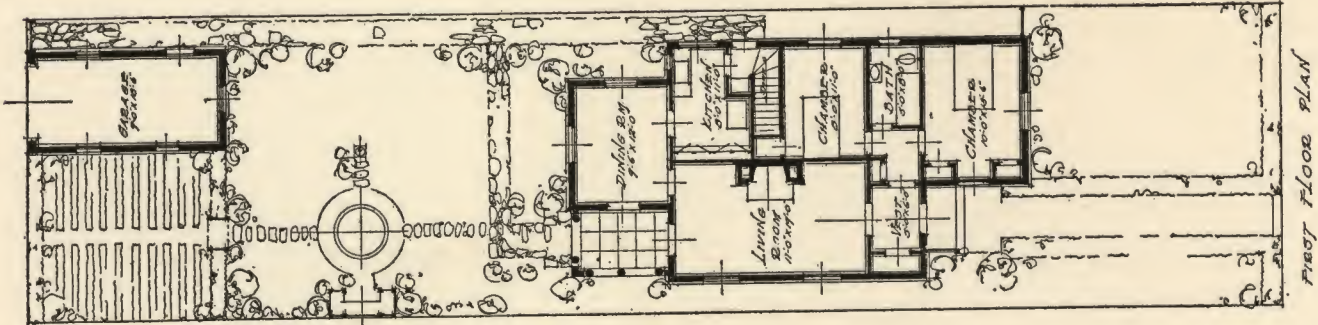

FOUNDATIONS CONCRETE UPPER WALLS HOLLOW-TERRA-COTTA & STUCCO FLOORS PARTITION & ROOF-FRAME SHINGLES THATCH EFFECT EXTERIOR TRIM CYPRES STAINED STEEL SASH STOCK....

DESIGN FOR A FIVE ROOM HOUSE

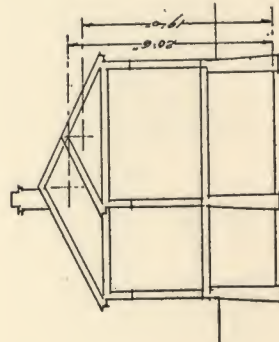
THE CHICAGO TRIBUNE SMALL HOMES COMPETITION

W. PELL PULIS
306 BOYLSTON STREET
BOSTON, MASS.
WITH CLIFFORD ALLBRIGHT ARCHT.


DESIGN FOR FIVE-ROOM HOME



FIRST FLOOR PLAN

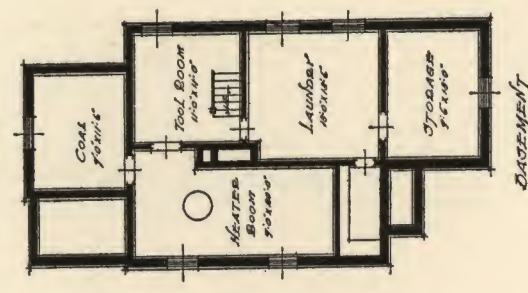


SIDE ELEVATION



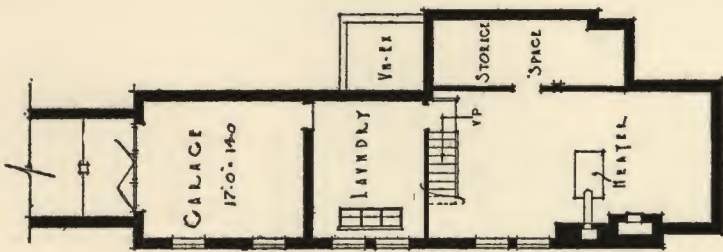
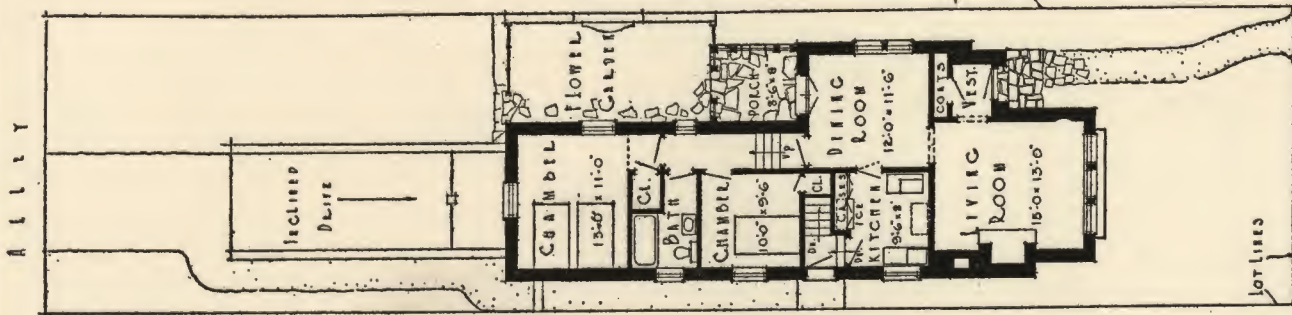

REAR ELEVATION

CUBIC CONTENTS:
 Main House 28'0" x 36'0" x 10'0" = 10,080
 Chamber Wing 10'0" x 12'0" x 10'0" = 1,200
 Dining Room 10'0" x 12'0" x 10'0" = 1,200
 Bath 5'0" x 7'0" x 7'0" = 245
 Garage 10'0" x 12'0" x 10'0" = 1,200
 Total 14,725
 Walls of Brick or Concrete block covered with three coats of Red Tar
 Floors of 1" thick
 Windows with Black and Brown
 Doors of Grey Stain
 Shutters of Natural Wood
 Graphical Scale 1" = 10'

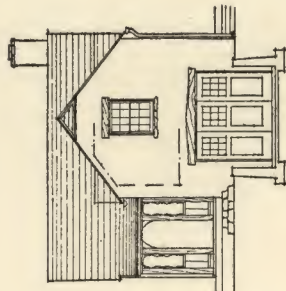


BASEMENT

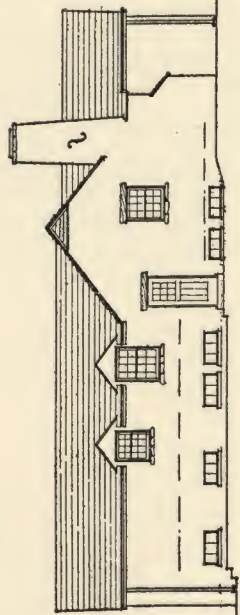
Mr. D. N. Howard
 Architect
 108 West
 Portland, Maine



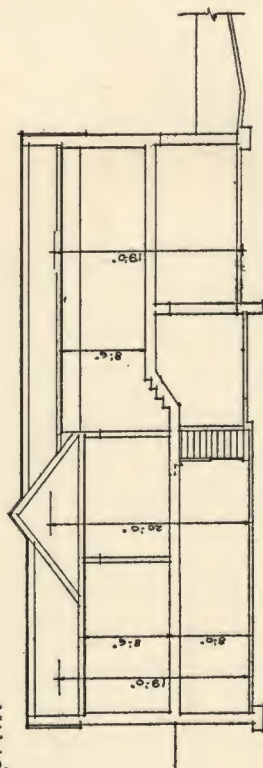
BASMENT
PLAN



REAR ELEVATION



SIDE ELEVATION



SECTION

Scale 0 2 4 6 8 10 12 14 16 18 20 FT.

CYDACE
 A-16.28x18. - 8816
 B-15.5x24x20 - 7440
 C-14.5x16.5x18 - 4270
 D- 8.5x6x18 - 495
 TOTAL CYB - 21,220 cu ft.


NOTES
 LATHING TO BE CONCRETE
 BLOCK WITH BLOCK COLORED
 MOULD JOISTS. HALF-TIMBER
 WORK STAIRS. ASBESTOS SHEATHING
 SLATE COLOR. GILLS OF LOWER
 LINE STONE. WALLS & PORCH PL.
 OF FLOORS

DESIGN FOR A FIVE ROOM HOUSE

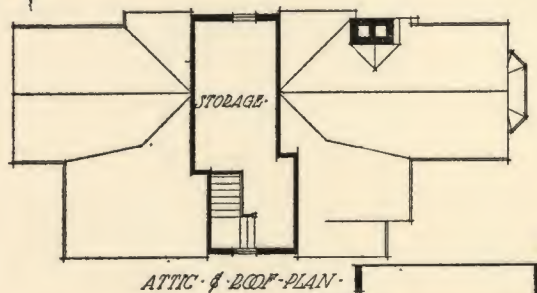
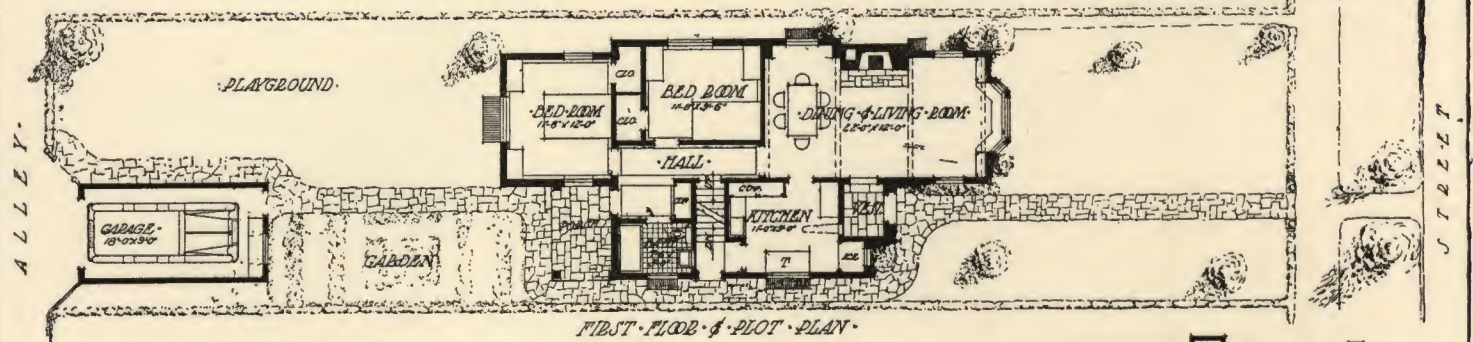
SIDE VIEW

FLOOR PLAN AND PLOT PLAN



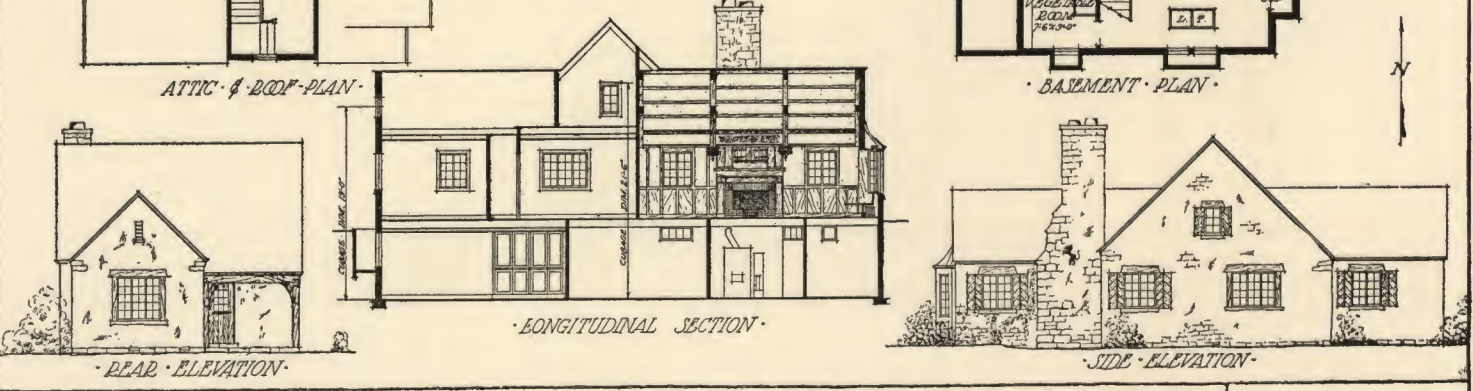
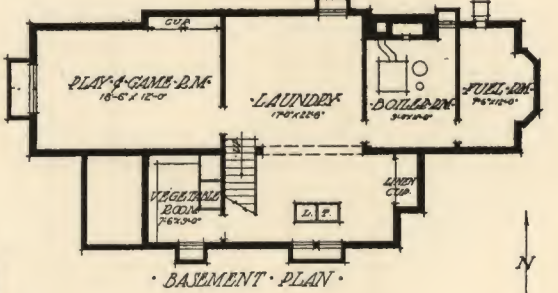
JONES BROS. BLDG. CO.
 212 E. Superior St.
 Chicago, Illinois
 ZINZELER - BOSTON



DESIGN FOR A
FIVE-ROOM HOUSE



SCALE IN FEET




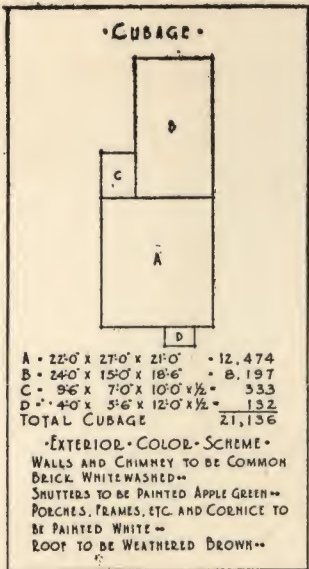
CUBAGE SCHEDULE

UNDER MAIN ROOF - 23' x 24' x 21'3"	11,868
REAR BED ROOM - 12' x 13' x 10'	1,560
FOR HOUSE OF 10' x 13' x 10' - 3	3,780
DAY WINDOW - 10' x 7' x 16'	1,120
VEIL & ICE (18' x 30' x 4' x 14' x 18')	634
REAR PORCH - 8' x 10' x 13'	1,040
GARAGE - 10' x 20' x 10'	2,000
TOTAL NO. CU. FT.	27,472

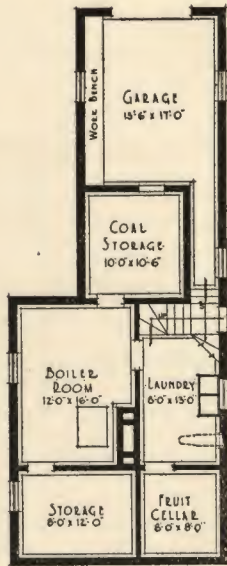
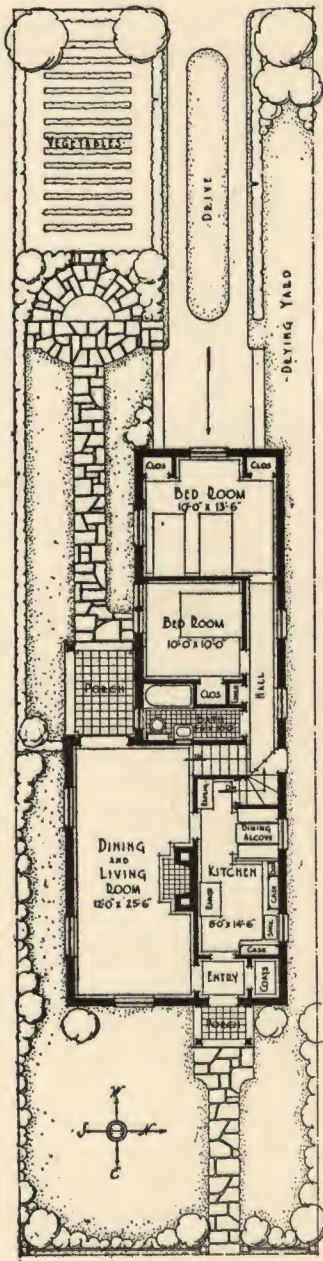
BRIEF DESCRIPTION OF MATERIALS

THE EXTERIOR WALLS MAY BE OF CONCRETE BLOCKS INTERSPERSED WITH STONE OR BRICK, & FARGED OVER WITH A LIGHT BUFF STUCCO SIMILAR TO AN OLD ENGLISH COTTAGE. STEEL CELEMENTS 3/4" x 3" x 12" OR SHINGLE END SHOULD BE USED THROUGHOUT. HONEST CONSTRUCTION OF WOOD TRUSSES & JOISTS FOR ROOF OVER LIVING & DINING ROOM WILL LEAD ITSELF AS A NICE ARCHITECTURAL FEATURE FOR THESE ROOMS - THE REMAINDER OF THE HOUSE WILL BE SUCH AS TO CONFORM WITH THE PLANS HERE AND THE REQUIREMENTS OF THE SO-CALLED "BUNGALOW" SMALL HOUSE DWELLER.

MR. CLYDE F. LIGHT
DESIGNED
3264 GENESEE AVE.
DETROIT, MICH.

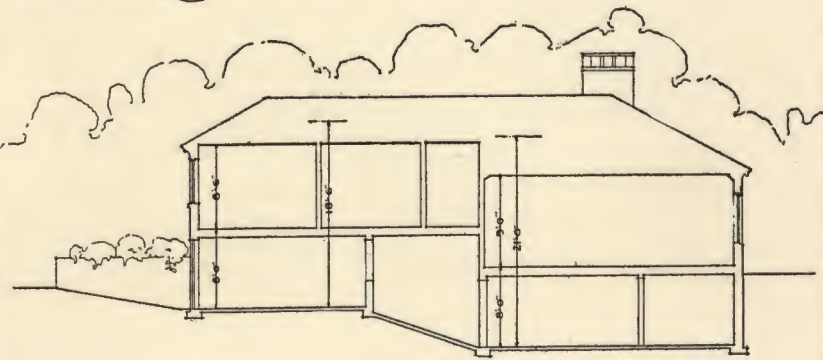


Design for a Five Room House




PLAN OF BASEMENT

Scale 1" = 4' feet



SECTION

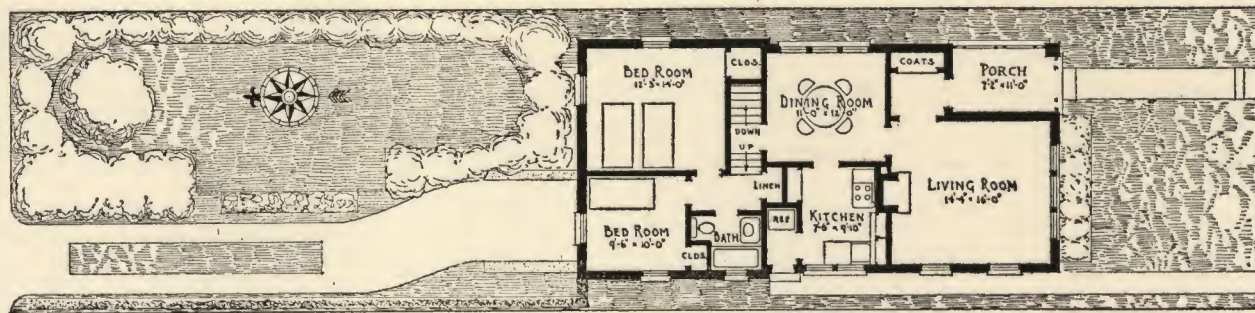



SOUTH SIDE ELEVATION

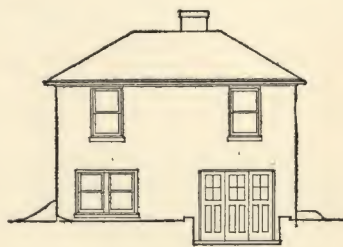


REAR ELEVATION

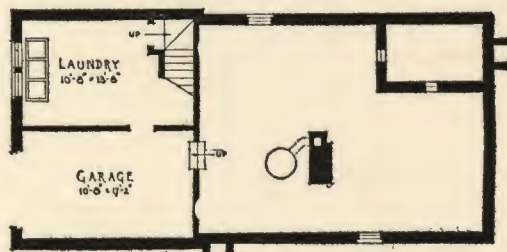
JAMES W. MINICK
 &
 M. DALE SMITH
 ARCHITECTS
 116 LOCUST STREET
 HARRISBURG, PENNA.



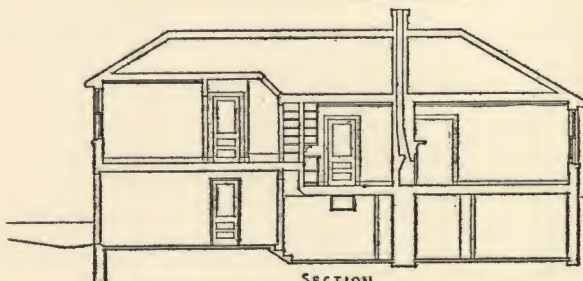
FIRST FLOOR PLAN




REAR ELEVATION



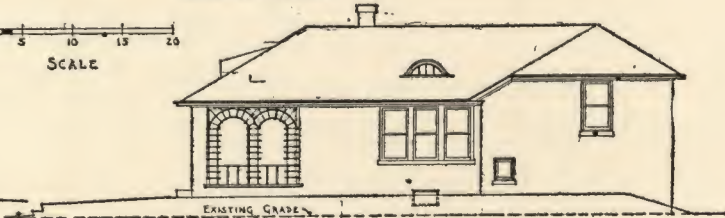
BASEMENT PLAN



SECTION



SCALE





EAST ELEVATION

CUBIC CONTENTS
 REAR $24 \times 19 \times 19 = 8664$
 FRONT $23 \times 29 \times 19 \frac{1}{2} = 12455$
 Cu. Ft. 21,119

DESIGN FOR A FIVE ROOM HOUSE

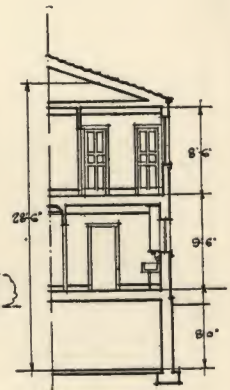
PAUL F. MANN
 37 ALLEN ST.
 BUFFALO N.Y.



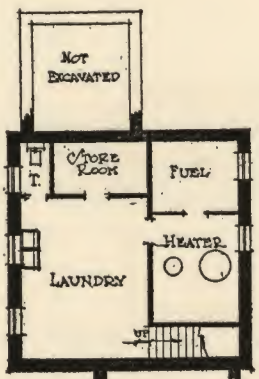
•SIDE VIEW•



•REAR VIEW•

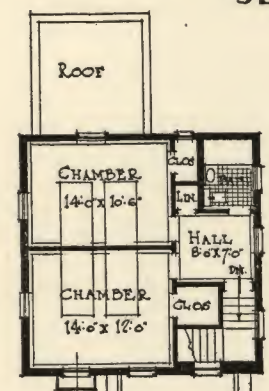
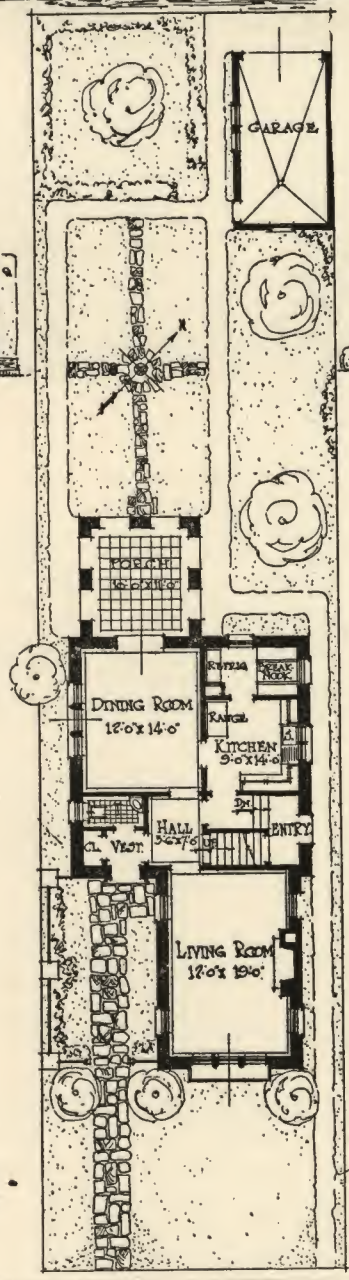


•SECTION•



•BASEMENT PLAN•

A SCALE OF FEET




•SECOND FLOOR PLAN•

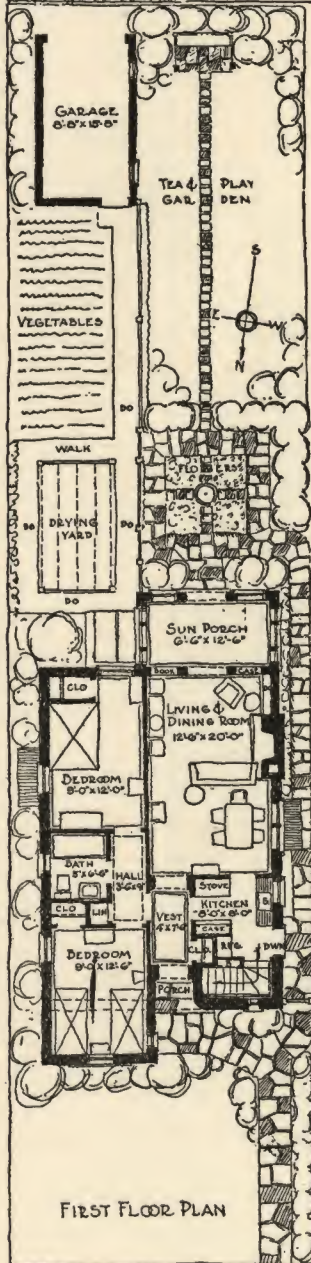
•DESIGN FOR A FIVE ROOM HOUSE•

•CUBAGE•	
MAIN HOUSE	16,416
LIVING ROOM WING	2,660
PORCH	612
GARAGE	1,800
TOTAL	21,488
•DESCRIPTION•	
EXTERIOR WALLS TO BE OF CREAM ORIENTAL STUCCO.	
RED MISSION TILE ROOF.	
RED BRICK BASE COURSE	
SASH PAINTED DARK BLUE	
IRON PAINTED BLACK.	


PRESENTED BY
Geo. L. Ramsey
 8028 56. MARSHFIELD AVE.
 CHICAGO ILLINOIS.



PERSPECTIVE




SECTION



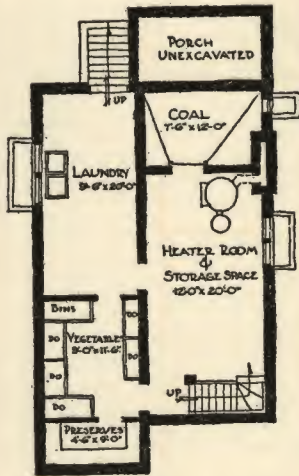
SIDE ELEVATION



GARDEN ELEVATION



FRONT ELEVATION



A	24' x 34' x 2 1/2"	= 17,544
B	14 1/2' x 7 1/2' x 11'0"	= 1,199
C	11' x 5' x 10 1/2"	= 1,013
D	2 1/2' x 5' x 12'	= 150
E	10' x 17' x 9 1/4"	= 1,573
TOTAL		21,479 cu ft


MASONRY WALLS OF LOCAL MATERIAL - STONE OR BRICK ROUGHLY LAID & STUCCOED IN BUFF OR WARM TINT. SHINGLES OF GRADUATED SLATE OR WOOD WITH EXTREMELY HEAVY BUTTS IRREGULARLY LAID. EXTERIOR TRIM STAINED EXCEPT WOOD CASEMENT SASH TO BE PAINTED WHITE OR LIGHT TINT.

SCALE 1" = 10'

CUBIC CONTENTS

A FIVE ROOM HOUSE

HERBERT A. MAGOON
96 D. G. GOODHUE ASSOCIATES
ARCHITECTS
2 WEST 47TH STREET
NEW YORK CITY



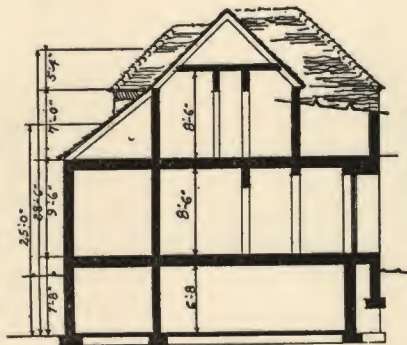
EAST ELEV.

SOUTH ELEV

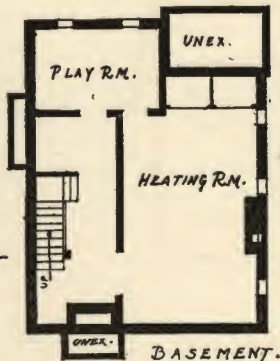
FIRST FLOOR & PLOT PLAN

5	4	CUBIC.
1		CONTENTS
6	2	

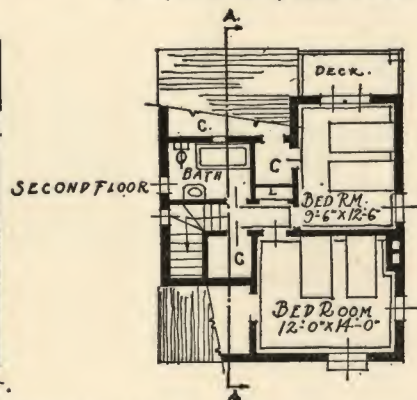
1 14½ x 24½ x 28½ = 9918
 2 15½ x 8 x 28½ = 3392
 3 10½ x 5 x 27½ = 1430
 4 (½) 10½ x 5 x 15 = 389
 5 13½ x 9 x 25 = 3050
 6 8½ x 8 x 25 = 1700
 79879
 GARAGE 7½ x 19 x 8½ = 1539
 TOTAL 21418



SECTION A-A.



BASEMENT.





SECOND FLOOR


COLOR SCHEME
 WHITE WASH BRICK.
 PAINTED SASH &
 IRON BLUE

A DESIGN FOR A FIVE ROOM HOUSE

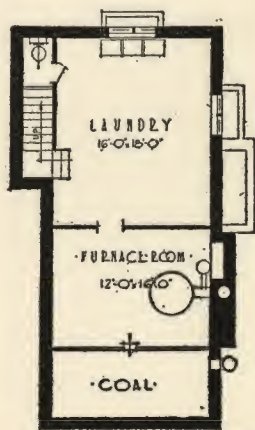
H. G. LEWIS.
 629 W 5TH ST.
 LOS ANGELES CAL.



ENTRANCE SIDE ELEVATION



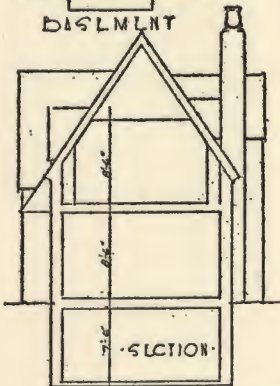
REAR ELEVATION



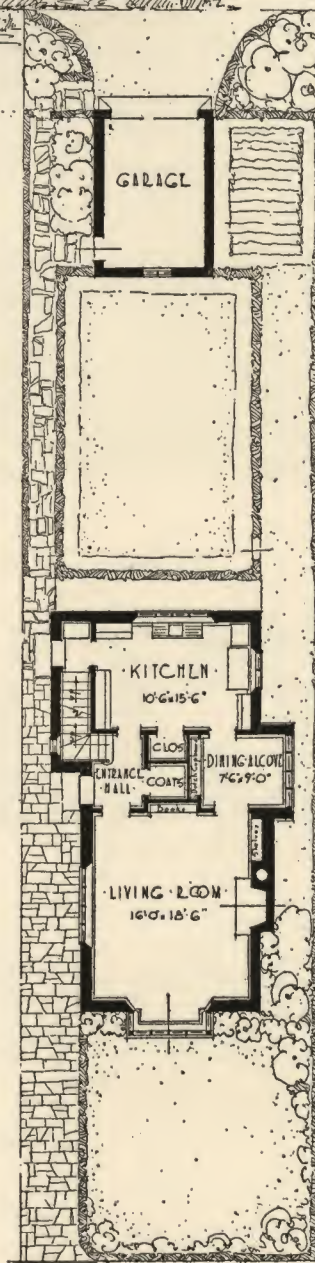
BASEMENT



SECOND FLOOR PLAN



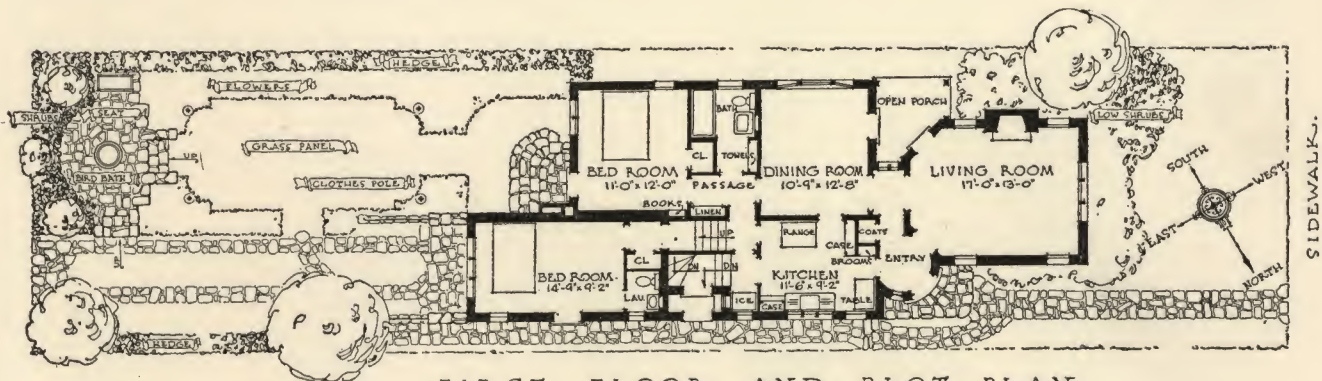
SECTION




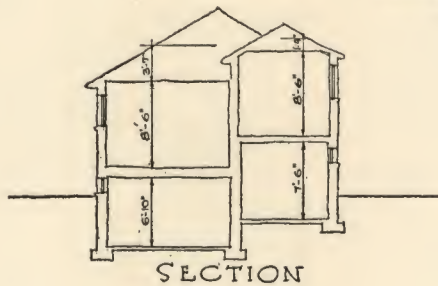
DESIGN FOR A FIVE ROOM HOUSE

CUBAGE		MATERIALS-COLORS	
10' 0" x 12' 0" x 8' 0"	= 960	STONE - DASH JOINTS	
2' 0" x 10' 0" x 8' 0"	= 1,600	FRAMES - STAINED	
2' 0" x 12' 0" x 8' 0"	= 1,920	SASH - BLUE GREEN	
ENT. DOOR - 7' 0" x 8' 0"	= 560	ENT. DOOR - TUR. BLUE	
Garage - 10' 0" x 12' 0" x 8' 0"	= 960	SLATE ROOF	


SHIPLEY CEMENTS BROSLEY
 26 East Stewart Avenue
 Lansdowne - Phila. - Pa.



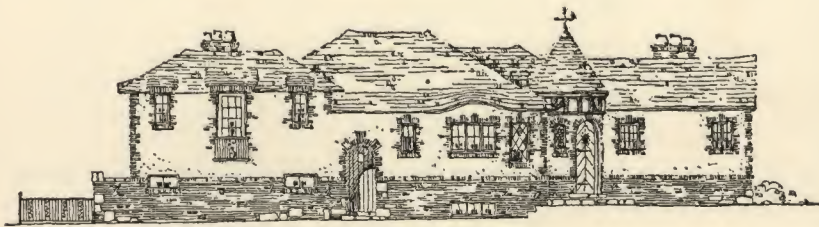
FIRST FLOOR AND PLOT PLAN



BASEMENT PLAN



REAR ELEVATION




LEFT SIDE ELEVATION.

CUBAGE	
A	3678
B	11213
C	5352
D	842
E	398
TOTAL 21483	

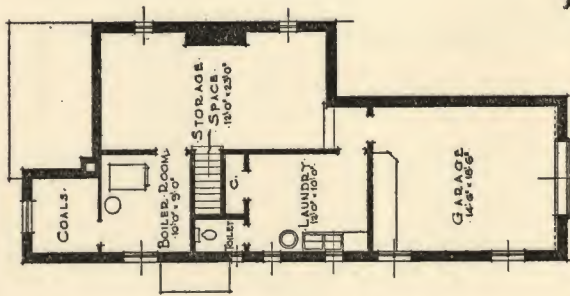
COLOR AND MATERIALS
 RANDOM LAID LIMESTONE
 AND SELECTED COMMON BRICK
 CREAM STUCCO
 VARIGATED SLATE ROOF



ELMER WILLIAM MARX
 ARCHITECT
 ROOM 1602
 155 NORTH CLARK ST
 CHICAGO



PERSPECTIVE VIEW.



PLAN OF BASEMENT.

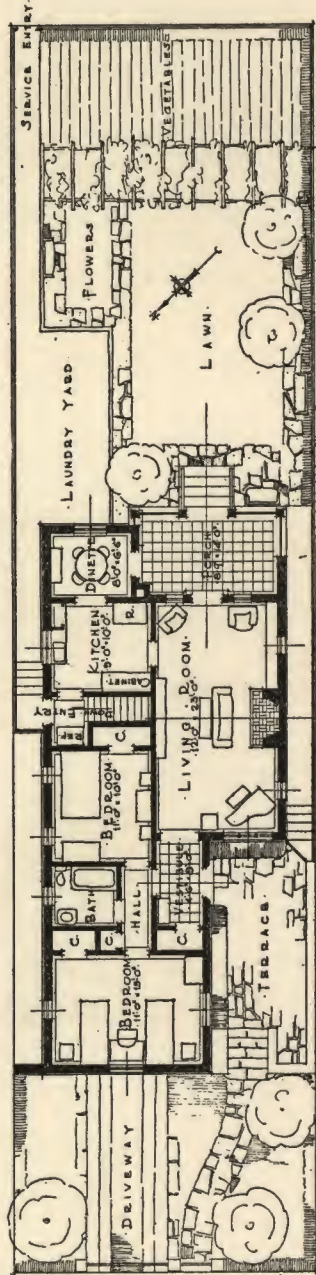
CUBAGE COMPUTATION.

A	B	C	D
---	---	---	---

A - 164' x 23'0" x 10'7" = 7432.6
 B - 24'0" x 24'0" x 10'0" = 12,201
 C - 7'0" x 9'6" x 1'6" = 116.4
 D - 14'0" x 6'0" x 5'0" = 555
 CUBIC CONTENTS 21,352.6

SUGGESTIONS FOR FINISH.

Exterior walls hollow tile - rough trowelled - Bandm stone facings. Roof weathered shingles laid irregularly. Exterior wood oak oil finished. Steel casings, pinous fence and walls. Brackets stone.



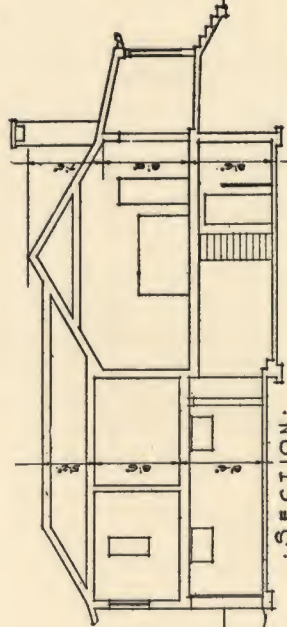
PLAN OF FIRST FLOOR.



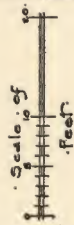
SIDE ELEVATION.



REAR ELEVATION.


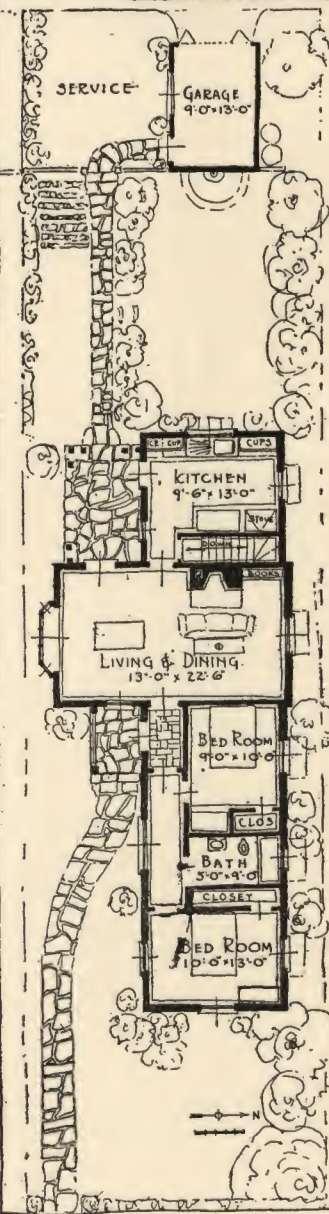


SECTION.



DESIGN FOR A FIVE ROOM HOUSE

Submitted by
 JAMES B. MILLS
 15 Cliff Ave
 Yonkers, N.Y.



SIDE ELEVATION



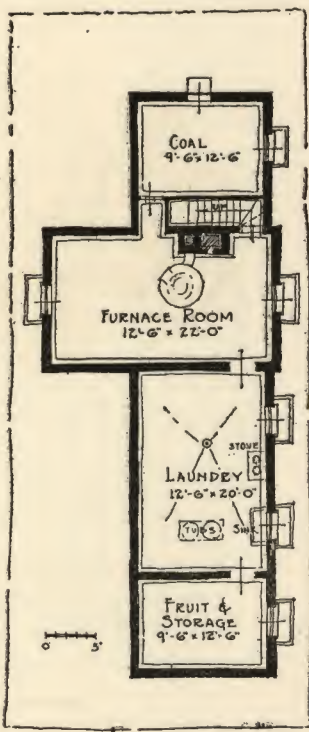
REAR ELEVATION



SECTION

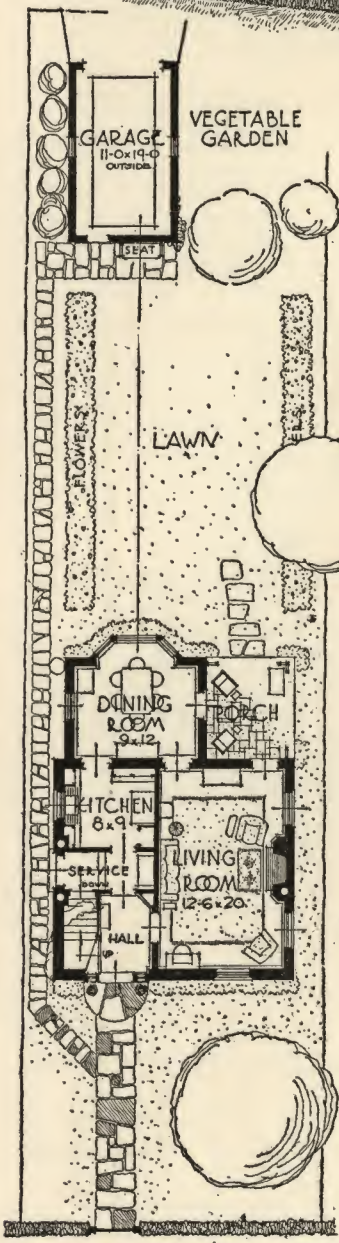

CUBAGE
 FRONT WING 14 1/2 x 20 1/4 x 10 = 6074
 REAR WING 14 1/2 x 20 1/4 x 13 = 3620
 CENTER WING 14 1/2 x 21 1/4 x 8 1/2 = 7398
 BACK PORCH 7 x 5 1/2 x 8 = 308
 FRONT PORCH 8 x 3 1/2 x 6 = 140
 GARAGE 9 x 13 1/2 x 15 = 1944
 TOTAL 21,334

BUILDING NOTES
 HOUSE TO BE BRICK COVERED
 WITH FAINT CREAM STUCCO
 HALF TIMBER STAINED BROWN
 ROOF OF ENGLISH TILE OR SLATE
 VARIGATED BRICK FOR CHIMNEY
 HEWN OAK ENTRY DOOR




Design For A Five Room House


WILLIAM A. ROLLESTON,
 255-W-97TH STREET
 NEW YORK CITY
 NEW YORK.



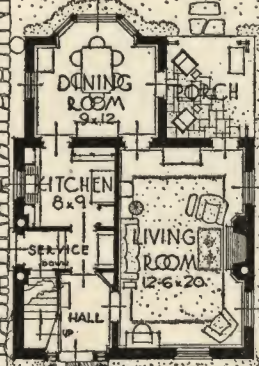
SUGGESTIONS
 EXTERIOR WALLS TO BE COLONIAL RED BRICK LAID IN NATURAL COLOR. MORTAR EXTERIOR WOODWORK TO BE WHITE. SHINGLE ROOF OF WOOD OR FIRE RESISTING MATERIAL. PORCH, FLOOR AND WALKS TO BE STONE SLABS. COPPER ROOF AND CRESTING ON DINING ROOM. BAY BRICK PATTERN BELOW CORNICE TO BE WHITE.



SIDE ELEVATION

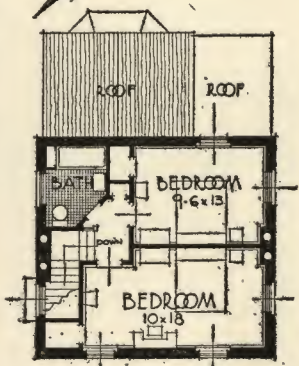


REAR ELEVATION

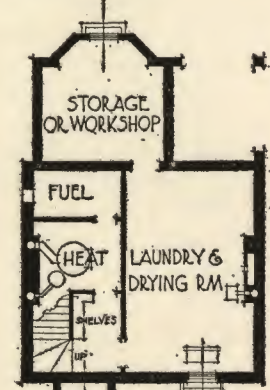


FIRST FLOOR PLAN

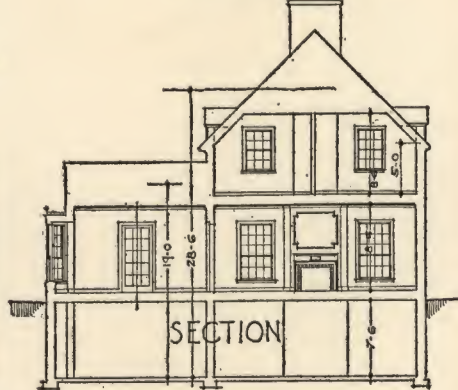
SCALE OF PLANS
 0 5 10



SECOND FLOOR PLAN



BASEMENT PLAN



SECTION


CUBAGE

MAIN PORTION	22 x 24 x 28½	15048
DINING ROOM	10 x 14 x 19	2660
D. R. BAY	2 x 7 x 16	224
PORCH	½ x 10 x 9 x 13	585
GARAGE	11 x 19 x 14	2926
TOTAL		21443

NOTE: GARAGE CUBAGE INCLUDES FOUNDATION.

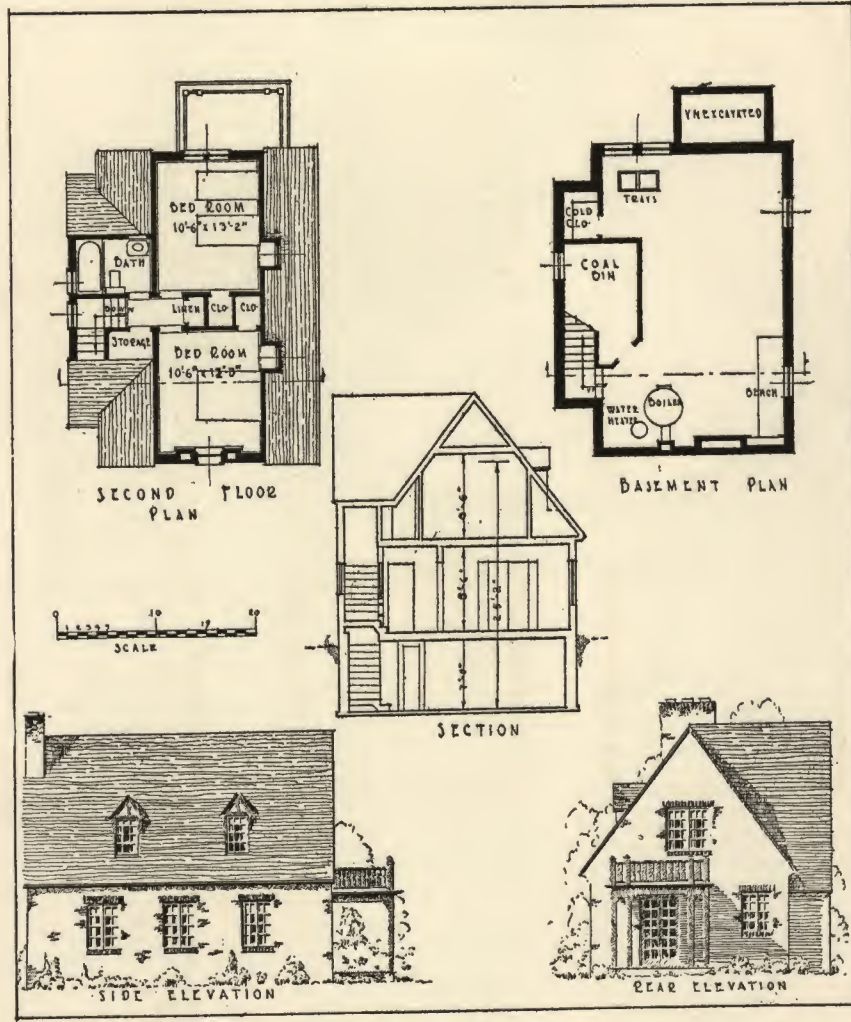

DESIGN for A FIVE ROOM HOUSE.

Lewis A. Sibers
 118 WEST JOHNSON ST.
 MADISON WIS. 1926




FIRST FLOOR PLAN

CVBAGE	
A	30'-10" x 20'-0" x 25'-8" = 15,328
D	4'-0" x 22'-9" x 25'-0" = 2,275
C	6'-0" x 10'-0" x 12'-0" x 2 = 790
D	20'-0" x 17'-0" x 14'-0" = 880
GARAGE	
	11'-0" x 18'-0" x 10'-0" = 1,980
TOTAL CVBAGE 24,253	
CONSTRUCTION TO BE COMMON DECK VEHEER, WALLS TO BE PAINTED WHITE, ROOF SEA. GREEN SHINGLES	



DESIGN FOR A FIVE ROOM HOVSE

SDMITTED BY
ONNIE MARRI
3801 GLENWOOD RD
CLEVELAND HEIGHTS
OHIO



CUBICAL CONTENT / GRAPHIC SCALE

LIVING ROOM WING	7 1 6 7
DINING ROOM WING	1 0 1 7 2
PORCH	2 2 5 0
TOTAL	2 1 2 7 0

10' CURT.

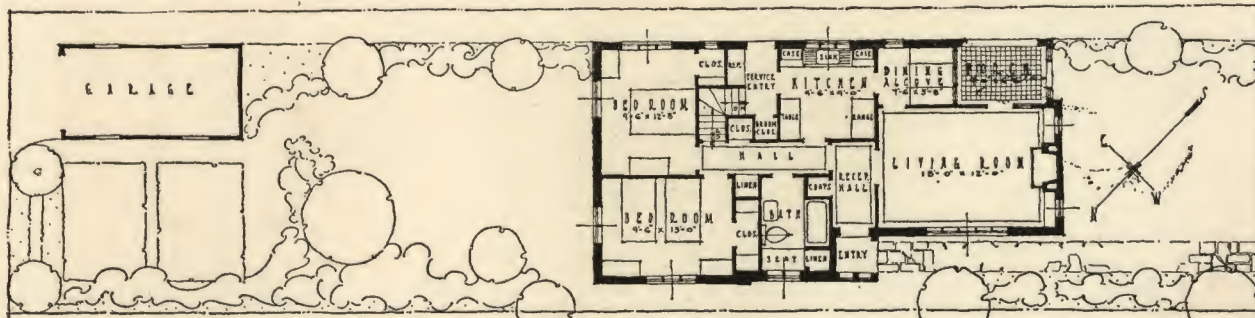

FIRST FLOOR AND PLOT PLAN.

SECOND FLOOR PLAN.

COLOR & MATERIALS:
 ROOF - VARIATED SLATE
 WOOD - GREEN PINE
 EXT. WOOD - STAINED BROWN
 BRICK - RED-BROWN
 FLAGSTONE PORCH FLOOR.

DESIGN FOR A FIVE ROOM HOUSE

CHARLES A. MARKLEY,
 255 GENESEE ST.
 UTICA, N. Y.

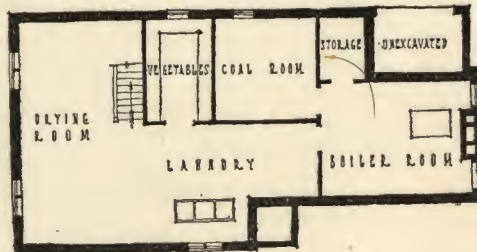
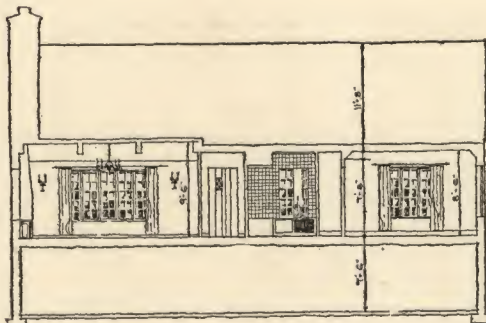


SCALE OF DRAWINGS




DESIGN FOR A FIVE ROOM HOUSE

MATERIALS
 Exterior finish to be
 Chicago common brick with
 Wisconsin field stone and
 Stucco in slightly wavy
 uneven surfaces.
 Door and window trim and
 timber work to be rough
 Sassa Oak stained medium
 brown. Wood shingles.
 Roof in wavy lines.
 Good deep weathered
 brown of eaves to be
 lighter brown at ridge.



CUBAGE	
A	15'-6" x 36'-0" x 14'-0" 825
B	15'-7" x 45'-0" x 6'-0" 827
C	12'-0" x 45'-0" x 5'-0" 827
D	6'-0" x 9'-0" x 12'-0" 378
E	15'-0" x 10'-0" x 15'-0" 2,574
Dormer	120
Garage	1,462
TOTAL	21,493

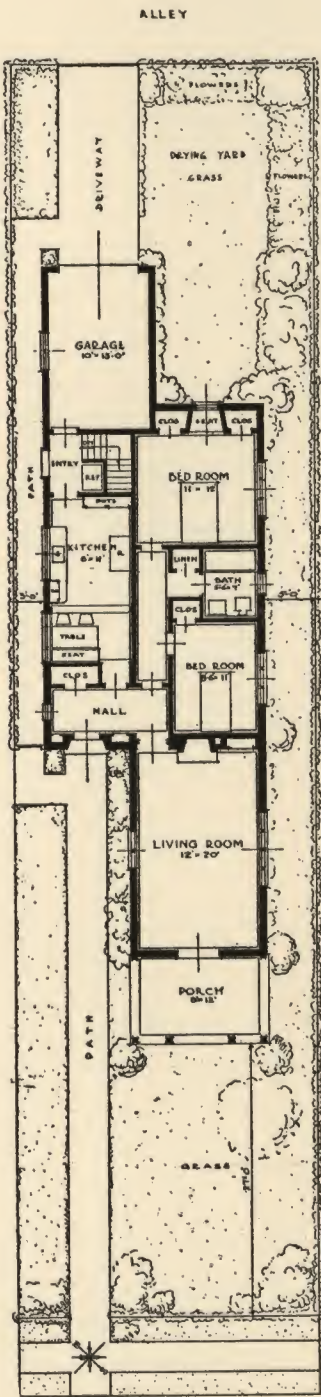
VILLARD C. WALKER,
 ARCHITECT
 58 EAST WASHINGTON STREET
 CHICAGO



Ripley & LeBoutillier
 Architects
 45 Bromfield St.
 Boston, Mass.


DESIGN FOR A FIVE-ROOM HOUSE

FLOOR PLAN
 Ground area 1020' X 20' 6" = 20910 cu.ft.
 Two Porches 273 . . .
 Chimneys and Dormers 226 . . .
 Total Cubage, including Garage 21409 . . .
MATERIALS-Local stone and concrete to floor.
 Red brick, slate roof, white painted wood trim.

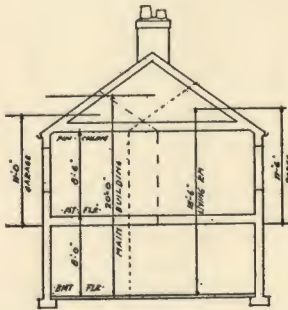


FIRST FLOOR & PLOT PLAN

SCALE 1/8" = 1'-0" FOR PLANS ELEVATIONS & SECTION



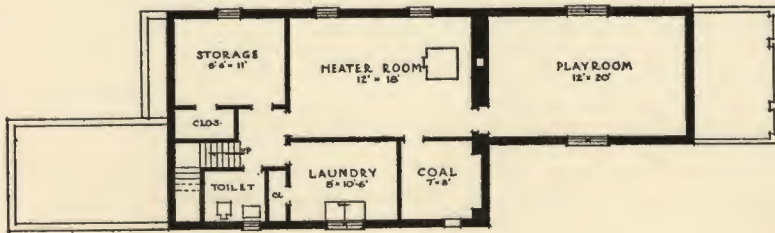
SIDE ELEVATION



SECTION



REAR ELEVATION



CELLAR PLAN

CUBAGE	
MAIN HOUSE	36'-0" x 22' x 20' = 15,840
LIVING ROOM	20'-0" x 12'-0" x 8' = 1,920
PORCH	9'-0" x 12'-0" x 8' = 864
GARAGE	10'-0" x 13'-0" x 8' = 1,040
DINING ROOM	8'-0" x 8'-0" x 8' = 512
BATH	5'-0" x 5'-0" x 8' = 200
TOILET	5'-0" x 5'-0" x 8' = 200
TOTAL CUBAGE	21,456

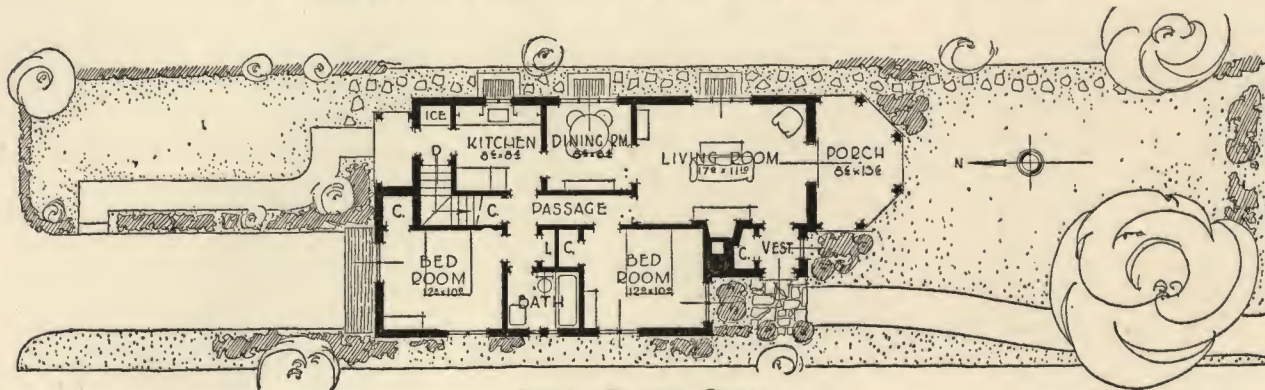
FUNCTION FOR HEATY 2-4-5-0 = 2,000
 MATERIALS—EXTERIOR WALLS SIMONO ON TILE OR
 BRICK—ROOF INDICATED SLATE—PORCH CYPRESS
 PAINTED WHITE—ENTRANCE DOOR NATURAL ONE

DESIGN FOR A FIVE-ROOM HOUSE

J. PENDLEBURY
 & M. KIM MEAD & WHITE
 101 PARK AVENUE
 NEW YORK




DESIGN FOR A FIVE ROOM HOUSE



FIRST FLOOR PLAN

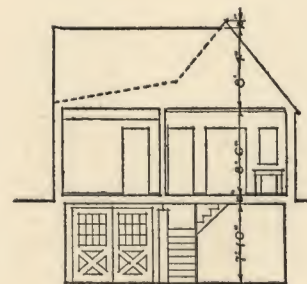
SCALE 1/8" = 1'-0"



NORTH ELEVATION



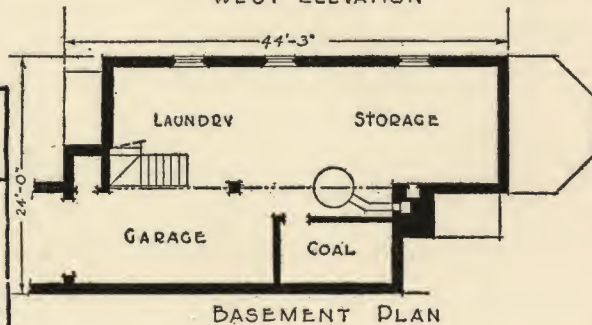
WEST ELEVATION



SECTION

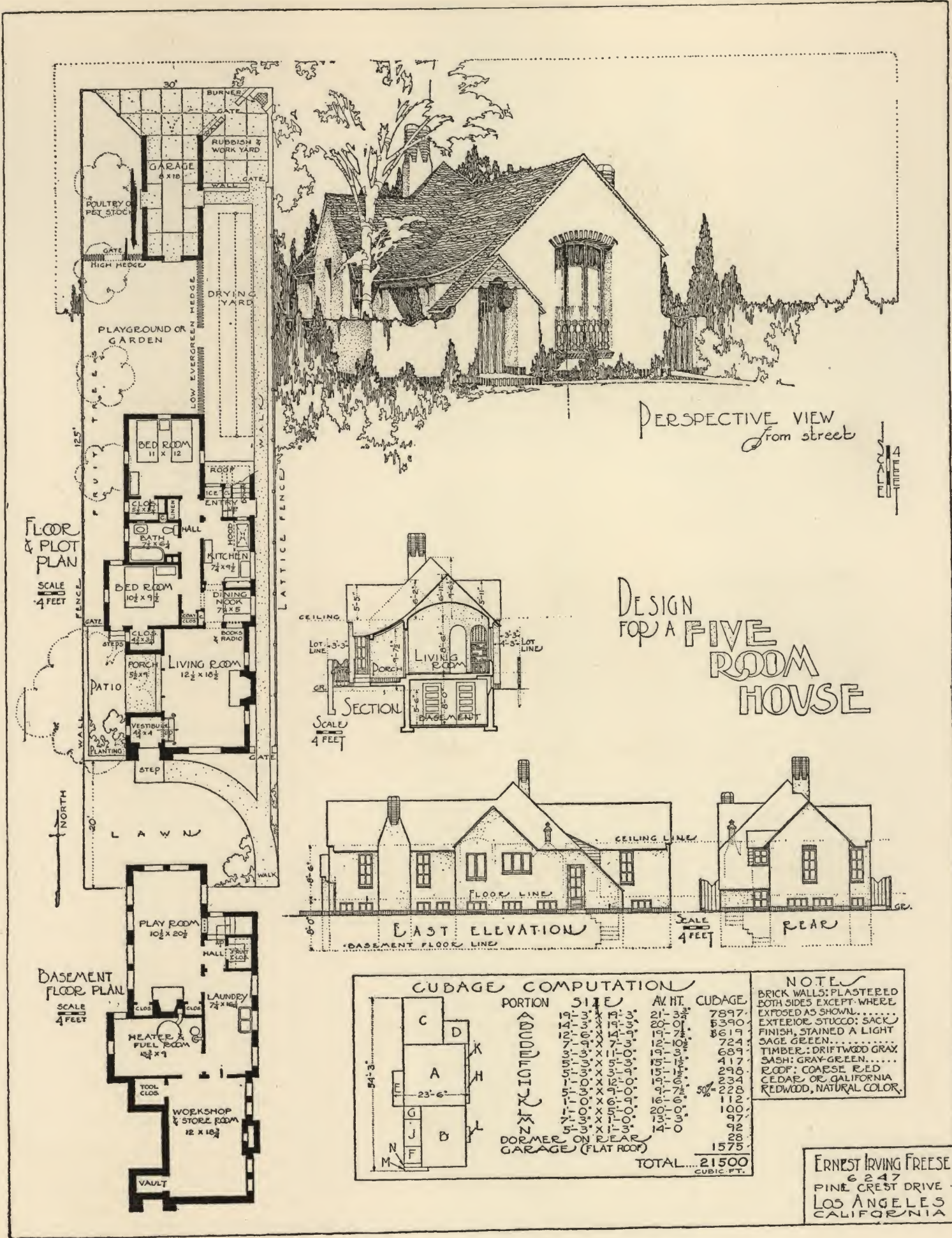
COLORS & MATERIALS
 WALLS 6" CINDER BLOCK WITH A WARM
 SMOKE BUFF STUCCO - TIMBERS & TRIM
 GRAY-BROWN, SHINGLES GRAY GREEN

CUBIC CONTENT	
MAIN GABLE	13 $\frac{1}{2}$ x 40 $\frac{1}{2}$ x 21 $\frac{1}{2}$ = 11,891 Cu.Ft.
WING GABLES	10 $\frac{1}{2}$ x 33 $\frac{1}{2}$ x 21 $\frac{1}{2}$ = 7,552 "
PORCH	7 $\frac{1}{2}$ x 13 $\frac{1}{2}$ x 13 $\frac{1}{2}$ ÷ 2 = 638 "
VESTIBULE	4 $\frac{1}{2}$ x 9 $\frac{1}{2}$ x 9 $\frac{1}{2}$ = 385 "
ENTRY	3 $\frac{1}{2}$ x 12 $\frac{1}{2}$ x 9 $\frac{1}{2}$ = 428 "
TOTAL	= 20,894 Cu.Ft.




BASEMENT PLAN


W. PHELPS CUNNINGHAM
 3256 BROADWAY
 KANSAS CITY
 MISSOURI




Design
for
A FIVE ROOM HOUSE



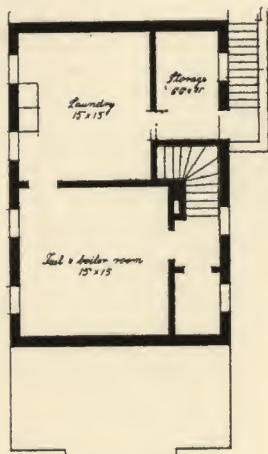
Left side elevation



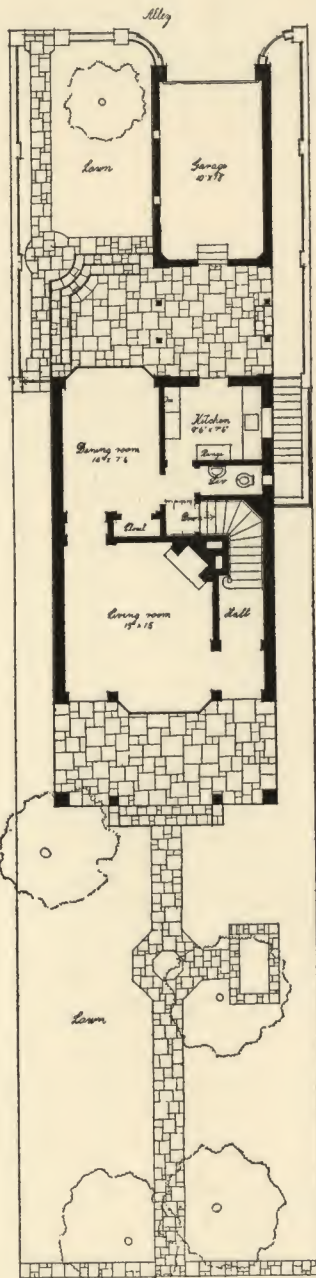
Elevation from Alley



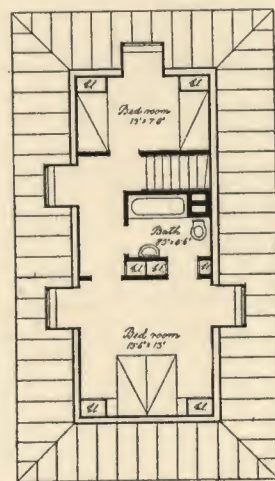
Rear elevation



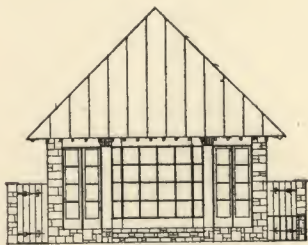
Basement plan



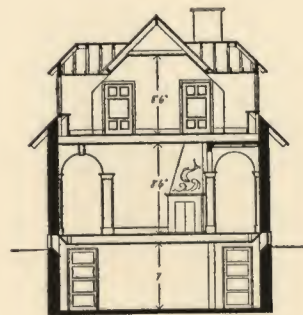
First floor plan



Second floor plan

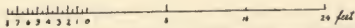


Front elevation



Section

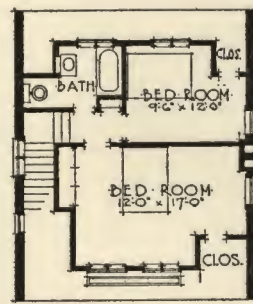
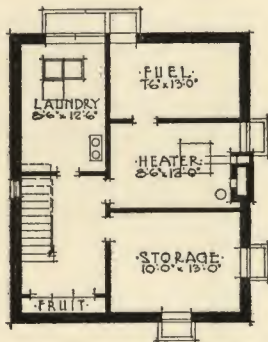
The house is to be built of charred timbers with darkgray Silestone. The roof is to be thatched with roofing on two colours. The porch may be covered or enclosed on glass. The flagstones on the front and back yards are made of sandstone or a light colour. The house contains 18755 cubic feet, the range 2760 sq ft.



Carl Jensen
Box 1242
Sarasota Florida




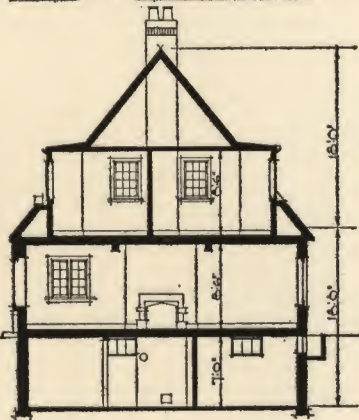
DESIGN FOR A FIVE ROOM HOUSE



BASEMENT FLOOR PLAN

SECOND FLOOR PLAN

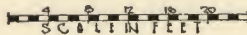
CUBAGE COMPUTATION		SCALE IN FEET OF PLANS & ELEVATIONS	
HOUSE BASEMENT & FIRST FLOOR	24 x 29 x 10 = 12,520 cu. ft.	EXTERIOR WALLS TO BE BUILT OF HOLLOW BUILDING TILE WITH RED BRICK TRIM AND WITH WHITE STUCCO SPATTER DASH FINISH IN SIDE OF WALLS PAIRED AND PLASTERED.	
ALL WAY BETWEEN PL. & RIDGE	24 x 29 x 9 = 6264	ROOF IN VARIATED SLATE COLORS. WOOD TRIM GREY SASH BLUE-GREEN	
DORMER IN FRONT	4 x 2 x 13 = 104	19028	
DOOR IN REAR	4 x 2 x 16 1/2 = 132		
GARAGE FLOOR TO PLATE	12 x 16 x 11 = 1620	2268	
HALF WAY PLATE TO RIDGE	12 x 16 x 3 = 648	21296	
TOTAL CU. FT.			



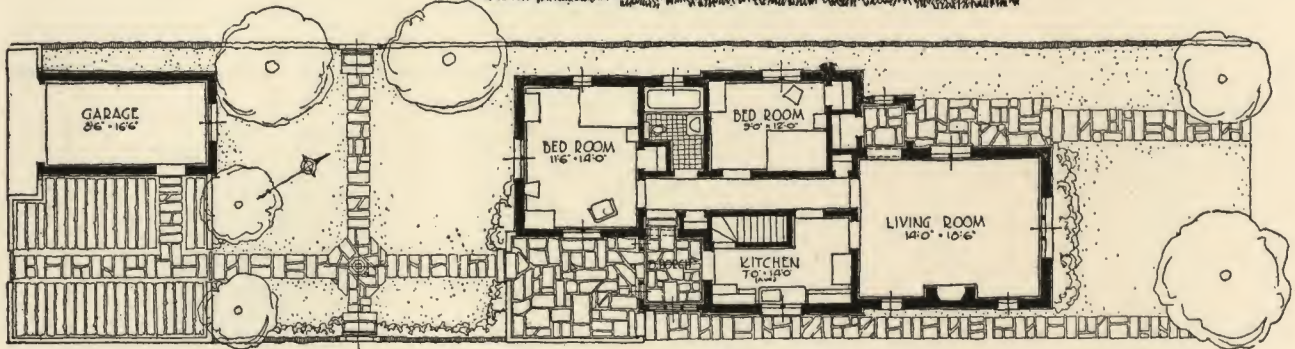
REAR ELEVATION



SIDE ELEVATION

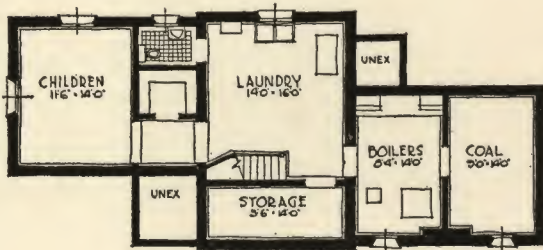


GEORGE L. EKVALL
ARCHITECT
432 PROVIDENT BLDG.
TACOMA WASH.



FIRST FLOOR INCLUDING PLOT PLAN

CUBAGE	
House	16'-0"-0" 5776
16'-24"-0" 7256	
16'-19"-0" 5776	
Porches	5'-5"-0" 225
6'-7"-0" 408	
Garage	10'-10"-0" 1800
TOTAL	21270




BASEMENT PLAN

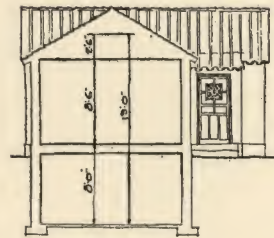
Color Suggestions
 Exterior Walls
 uneven stucco, tan
 buff or pink
 Shutters & Sashes
 blue-green
 Roof Tiles
 Italian Red
 Exterior Doors
 Walnut brown



REAR ELEVATION



SIDE ELEVATION




SECTION



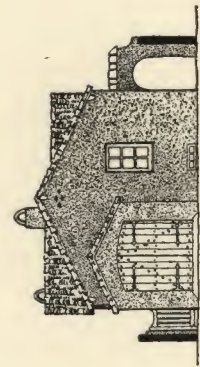
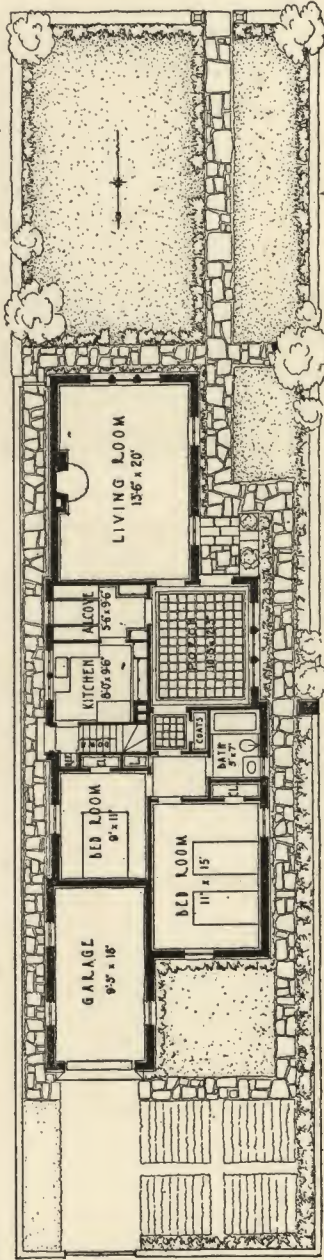
DESIGN FOR A FIVE ROOM HOUSE

JOHN J. BREJEE
 112 TUDOR PLACE
 NEW YORK CITY

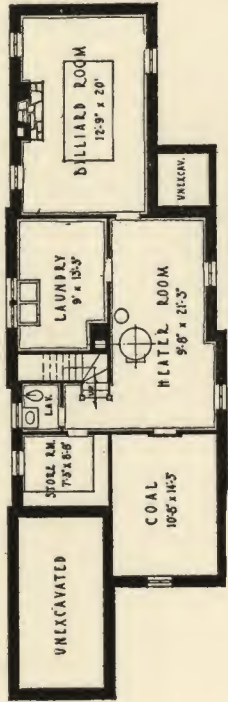


DESIGN &
FOR A FIVE
ROOM HOUSE

FIRST
FLOOR
PLAN

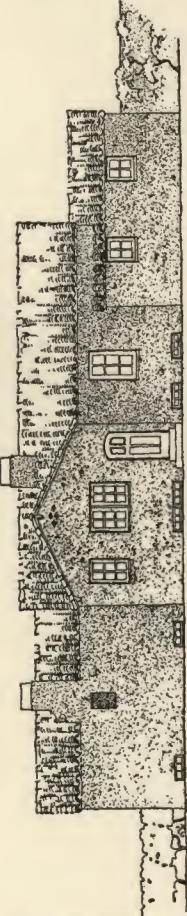


REAR ELEVATION

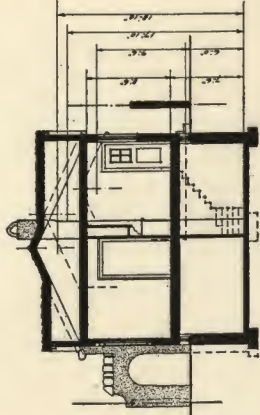


BASIMENT PLAN

COLOR SCHEME.
ROOF: LIGHT TO DARK RED MISIION
TILES; RANDOM Laid - BROKEN EYEL-
WALLS: STUCCO - LIGHT BUFF AN-
TIQUES WITH PINK AND TAN.
WOOD WORK: STAINED DARK BROWN -
SHADING TO LIGHT ORANGE-BROWN.



EAST ELEVATION

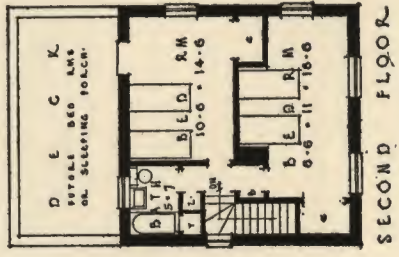
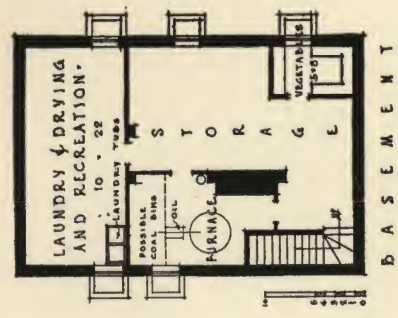
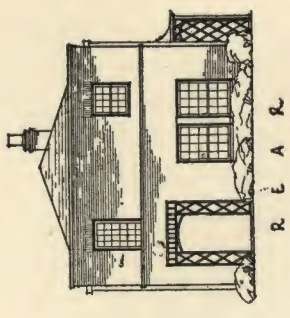
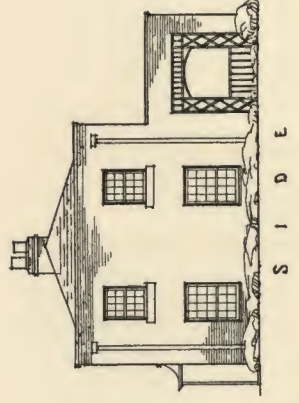
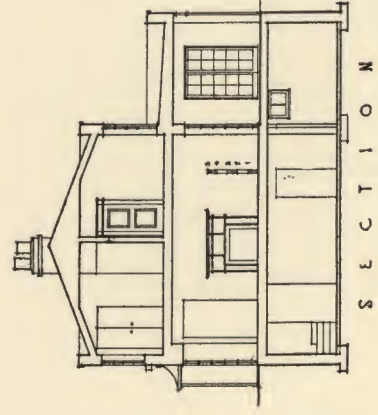
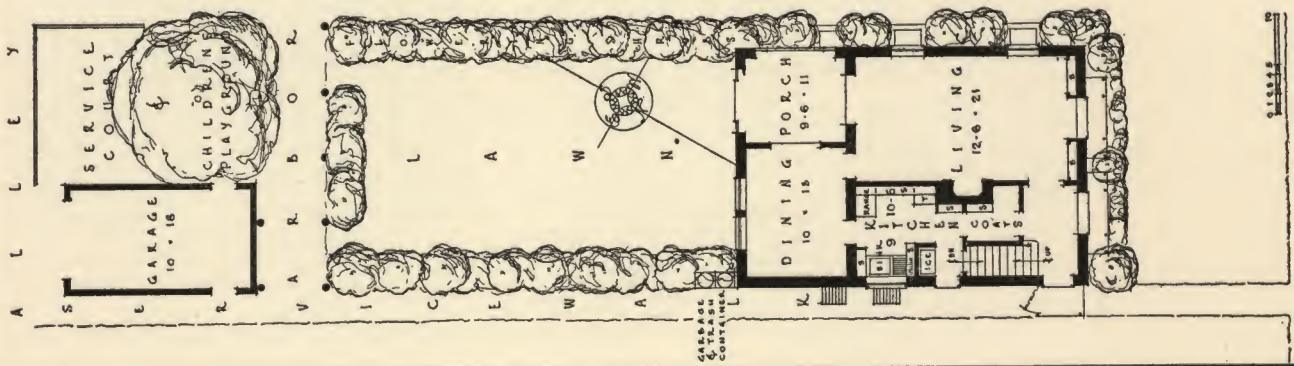


SECTION

C.V.B.A.G.E.

A	14'-10"	20'-3"	17'-10"	53.49	sq. ft.
B	18'-0"	21'-4"	18'-10"	72.50	"
C	10'	5'-6"	18'-10"	75	"
D	20'-0"	21'-8"	18'-10"	81.56	"
E	11'-5"	10'-8"	9'-0"	108.0	"
F	7'-6"	9'-6"	6'-0"	43.0	"
TOTAL				21,480	sq. ft.

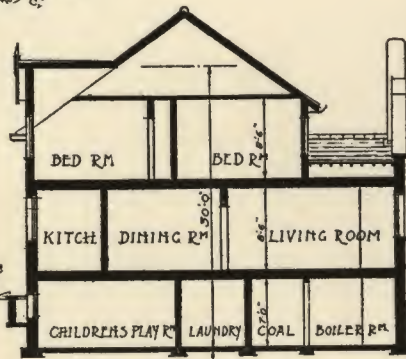

S. M. SPROULE
445 - EAST 65th ST.
NEW YORK CITY.




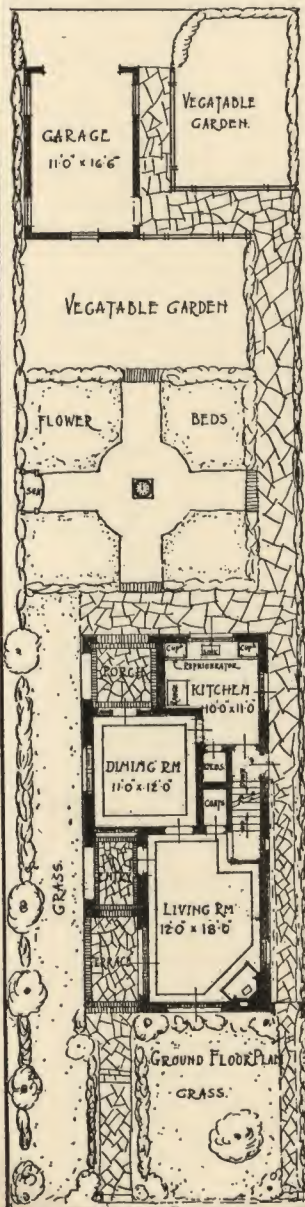
CLIPART
 MAIN BLOCK 24-24-20-9 = 18400
 D.E. & PORCH 24-11-10 = 4752
 GARAGE 11-19-9-8 = 1776
 - 1/2 POLCH 21-9-6
 CHICAGO COMMON BRICK, PAINTED
 YELLOW WITH GOLD WATER PAINT
 OL. BRIVILLE COMMON RED BRICK

J.H. RAFFERTY
 GENEVA
 ILLINOIS

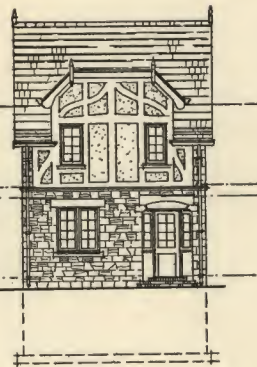
Design for a Five Room House



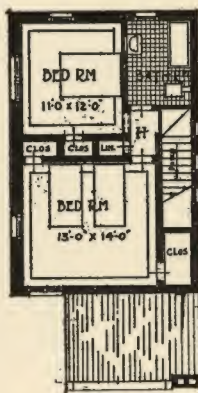

SECTION.



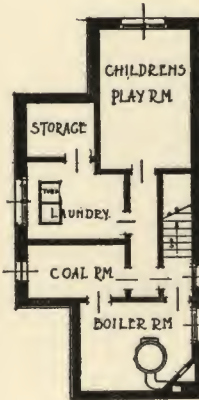
SIDE ELEVATION.



REAR ELEVATION.



FIRST FLOOR PLAN




BASEMENT PLAN

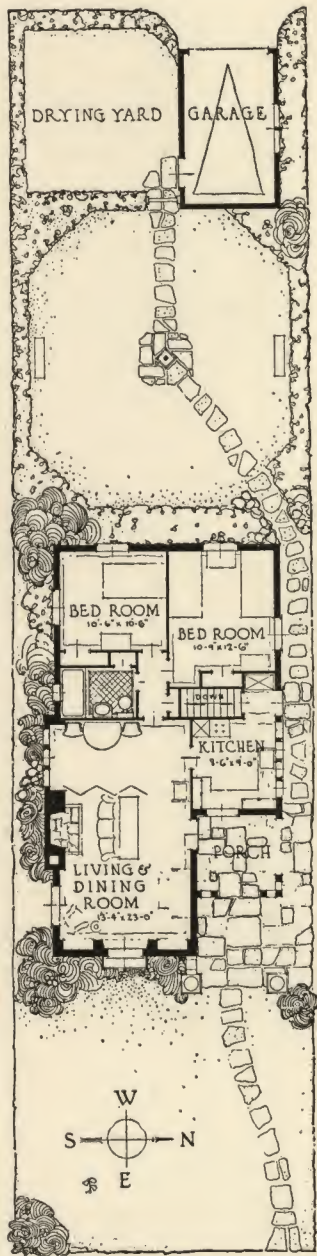
CUBAGE	
MAIN PORTION	17400
27' x 27' x 30'	
PORCHES DEDUCT	4810
	12590
LIVING ROOM PORTION	2560
13'6" x 10' x 14'	
GARAGE	1840
11' x 16'6" x 10'	
TOTAL	21290
PORCHES FIGURED AT HALF CUBAGE	
NOTES	
WALLS SQUARED RUBBER LAID	
AT RANDOM COURSES	
HALF-TIMBERING STAINED BLACK	
ROOF MULTI-COLORED TILE	
GREEN PREDOMINATING	
EXTERIOR TRIM GREEN	
PANELS CREAM STUCCO, TABLE DASHES	

DESIGN FOR FIVE ROOM HOUSE

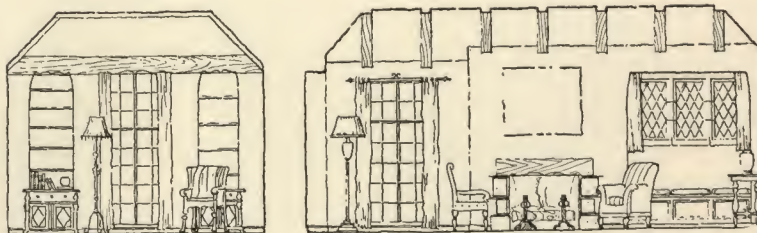
RICHARD L. CARTWRIGHT
717, LAFAYETTE BLDG
DETROIT MICHIGAN



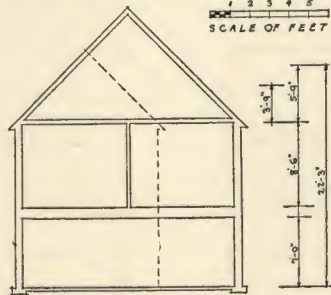
PERSPECTIVE



FIRST FLOOR & PLOT PLANS



LIVING ROOM ELEVATIONS

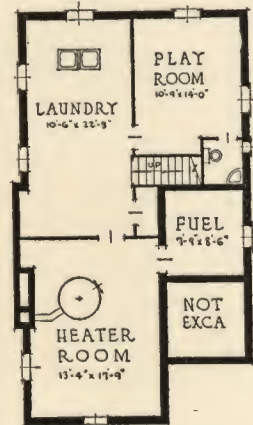


SECTION

SCALE OF FEET

CUBAGE	
A	230 x 36.5 x 22.25 = 18,679 CF
B	8.5 x 8.5 x 12.0 = 867
C	6.0 x 14.5 x 21.25 = 1,849
D	16.0 x 16.0 x 1.0 = 256
	GARAGE 100 x 16.0 x 8.5 = 1,360
A - B	= 17,812
O	= 1,849
D	= 256
G	= 1,360
TOTAL	= 21,277


Color Scheme
 WALLS:— KILN-RUN HARD BURNED BRICK OF MINGLED SHADES FROM RED TO BLACK. QUARRY-RUN STONE OR CAST CEMENT TRIM. WOODWORK:— ALL EXTERIOR WOODWORK STAINED BROWN TO PRESENT WEATHERED EFFECT. ROOF:— OF WEATHERING GREENS AND PURPLES IN VARIEGATED SIZES AND SHADES.



BASEMENT PLAN



REAR ELEVATION




SIDE ELEVATION

DESIGN FOR A FIVE ROOM HOUSE

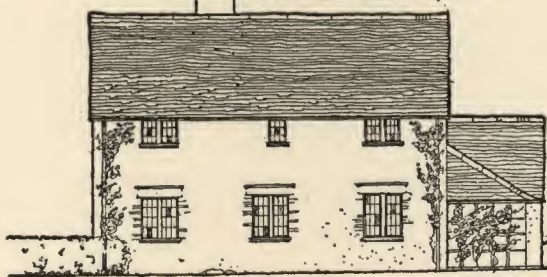
PIERRE & WRIGHT
 ARCHITECTS
 1133 HUME MANSUR BUILDING
 INDIANAPOLIS, INDIANA



EAST ELEVATION

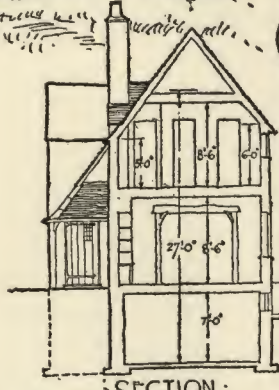


NORTH ELEVATION

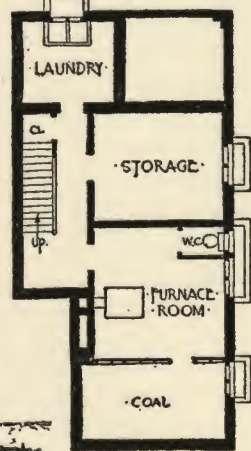


SOUTH ELEVATION

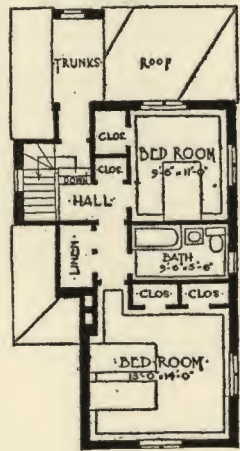
NOTES
 WALLS OF BRICK WHITEWASHED
 SLATE ROOF; GREENS PREDOMINANT,
 WITH SOME REDS AND BLACKS. EXTERIOR WOOD-
 WORK WEATHERED GREY



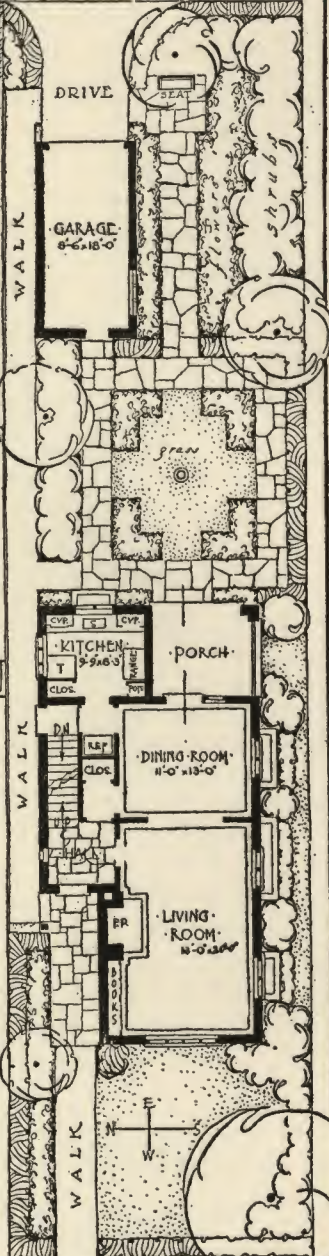
SECTION



BASEMENT



SECOND FLOOR PLAN




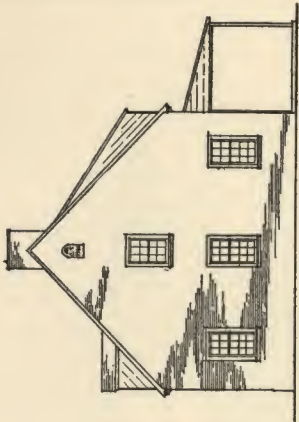

FIRST FLOOR PLAN

CUBAGE		
HOUSE	15.66 x 33 x 27 =	13,959.
SHED	5.5 x 19 x 17 =	1,774.5
KITCHEN	11.5 x 9 x 13 =	1,865.
GARAGE	10 x 13.5 x 11 =	2,145.
PORCHES	1/2 (3.5 x 4.5 x 8 + 134)	580.
DORMER	1/2 (9 x 10.5 x 9 + 350)	400.
CHIMNEY		100.
TOTAL CU. FT.		20,824.

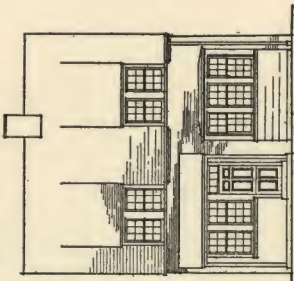
DESIGN FOR A FIVE ROOM HOUSE

J-FLOYD YEWELL
 10 EAST 43RD ST
 NEW YORK CITY

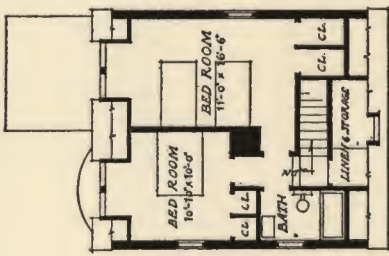




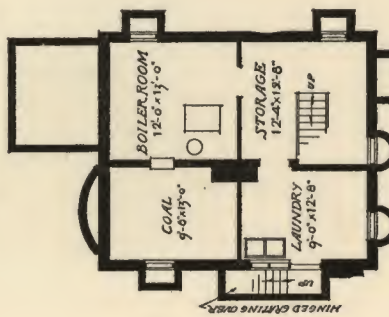
SIDE ELEVATION



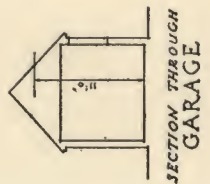
GARDEN ELEVATION



SECOND FLOOR PLAN



BASEMENT PLAN



CUBAGE

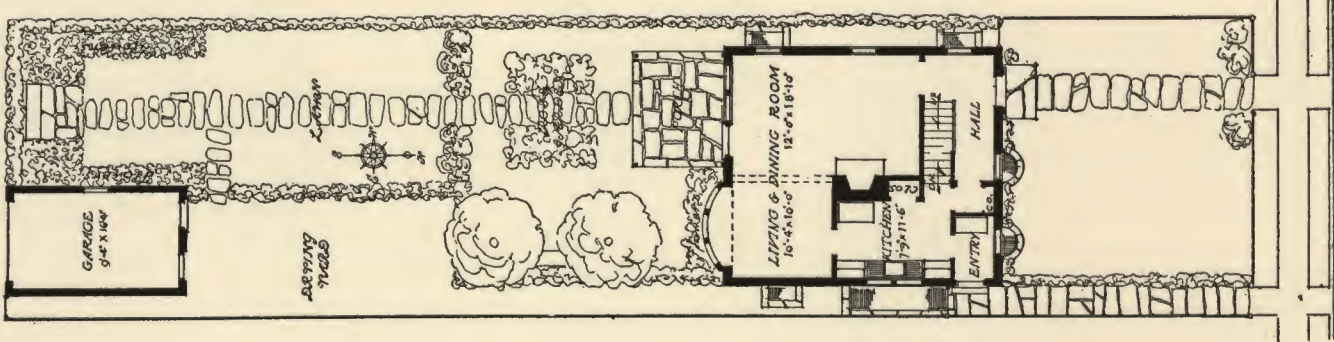
HOUSE	24,288
1ST FLOOR	18,366
2ND FLOOR	11,922
BASEMENT	1,100
GARAGE	10,980
PORE CUBAGE	2,178
TOTAL	41,376

COLORS

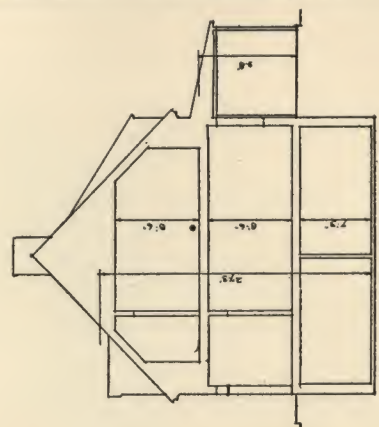
CORNER AND BRICK WALLS
 SHINGLES AND
 PAINT, AND
 GREEN DOORS

SCALES

PERSPECTIVE
 1" = 10'-0"



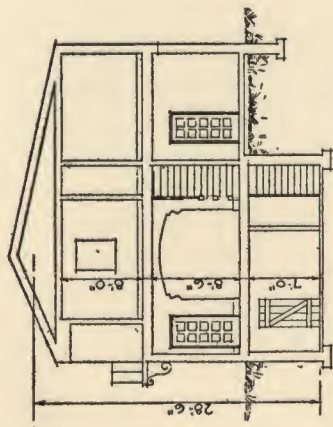
FIRST FLOOR PLAN



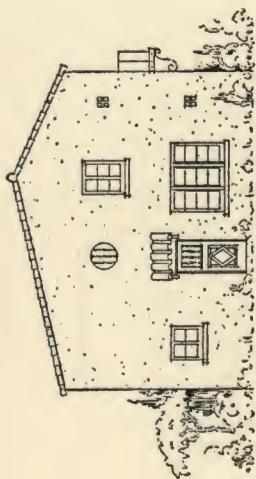
SECTION

DESIGN for a FIVE ROOM HOUSE

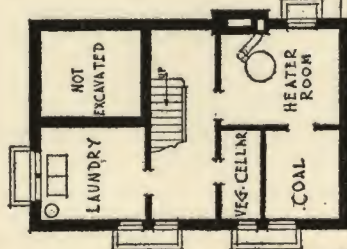
EARNEST R. ARMSTRONG
 MILL ROAD
 HATBORO PENNSA.



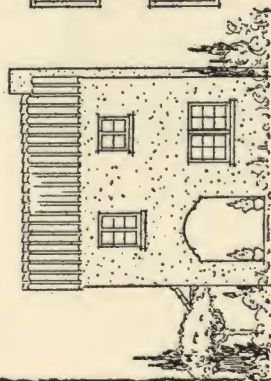
LONGITUDINAL SECTION



SIDE ELEVATION




BASEMENT



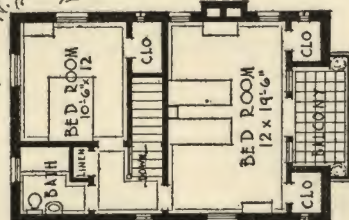
REAR ELEVATION

• CUBAGE •

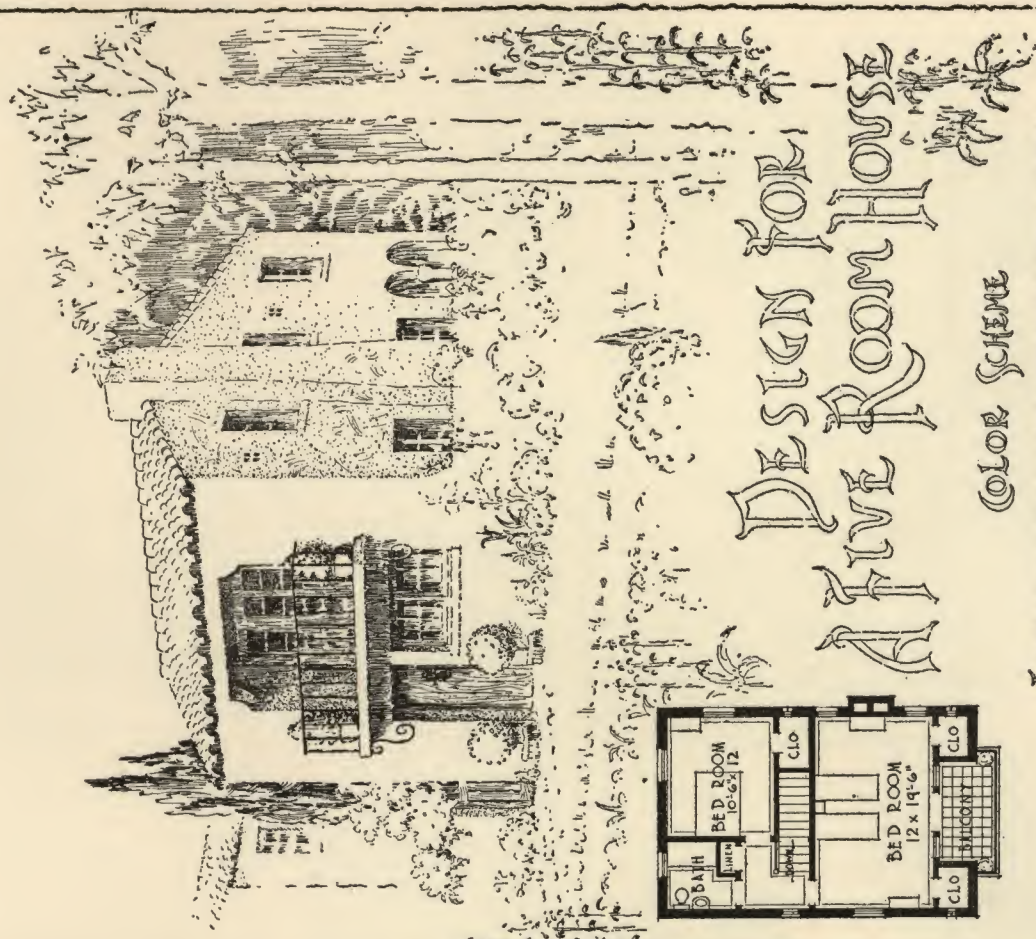
HOUSE	21 x 32 x 28½ =	19152
GARAGE	12 x 18 x 10 =	2160
DEDUCT UNEXCAVATED PORTION		21312
UNDER PORCH ~ 10 x 9 x 7 =		630
TOTAL =		20682



FIRST FLOOR & PLOT PLAN



SECOND FLOOR



EXTERIOR WALLS OF SMOOTH STUCCO SLIGHTLY IRREGULAR WITH A PINK TINT ALMOST WHITE
 ROOF-OLD CUBAN TILE ~ EXTERIOR DOORS PICKY CYPRESS STAINED
 SILVER GRAY ~ SASH & IRMIS PAINTED APPLE GREEN
 WT. IRON WORK LEFT NATURAL

ARTHUR J. FORHE
 P.O. BOX 484
 CORAL GABLES
 FLORIDA



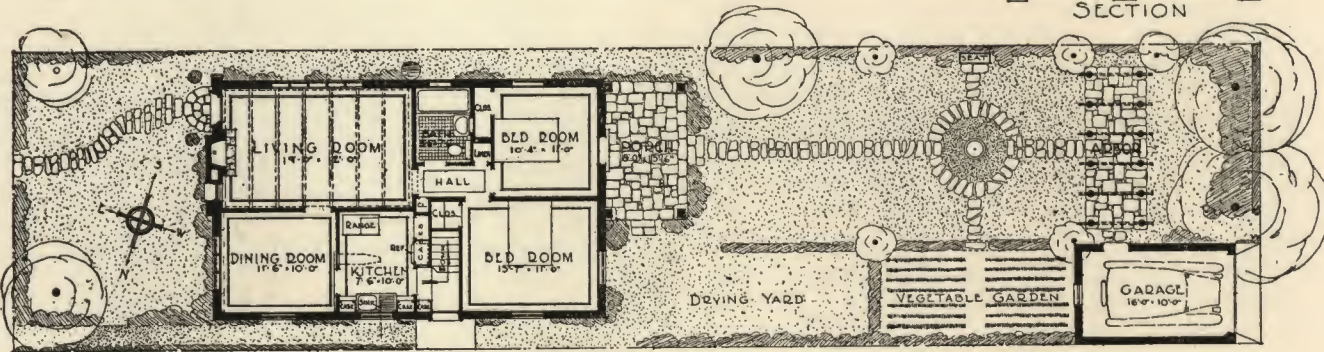
REAR ELEVATION



SIDE ELEVATION

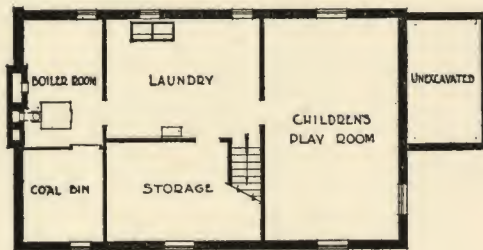


SECTION




FIRST FLOOR PLOT PLAN

DESCRIPTION	
WALLS-	ROUGH CREAM-COLORED STUCCO
	RUBBLE STONE
ROOF-	VARIEGATED GRAY SHINGLES
	FROM GREEN TO PURPLE TONES-
	DANBORN EXPOSURES
EXTERIOR WOOD-	'ANTIQUE'
	WEATHERED OAK
METAL-	OXIDIZED COPPER



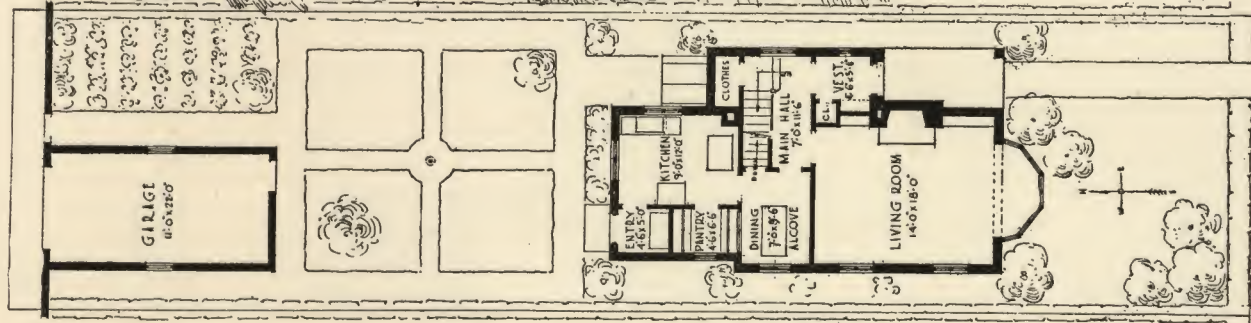
BASEMENT

CUBIC CONTENTS	
HOUSE	24'-0" x 34'-4" x 20'-3" = 19100
CHIMNEY	6'-0" x 2'-8" x 20'-3" = 121
PORCH	6'-0" x 13'-0" x 15'-6" = 672
GARAGE	18'-0" x 10'-0" x 10'-0" = 1600
TOTAL	21497




DESIGN FOR A FIVE ROOM HOUSE

SUBMITTED BY
I. C. BAROUSSE
5427 UNIVERSITY AVE.
CHICAGO ILLINOIS



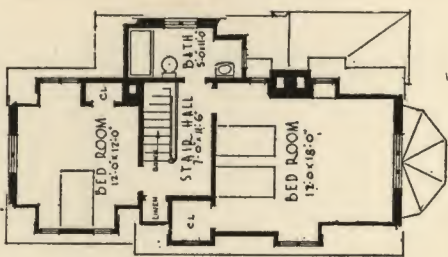
FIRST FLOOR PLAN



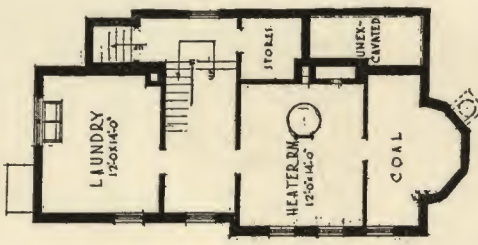
CUBIC CONTENTS

MAIN PART	10,692 CU. FT.
KITCHEN WING	4,559
VESTIBULE & BATH WING	2,268
PORCH	224
DAY	480
GARAGE	2,000
TOTAL	21,323 CU. FT.

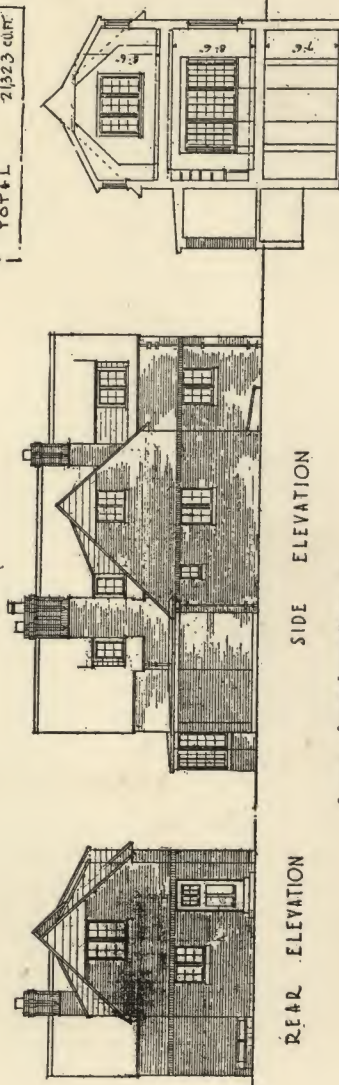
MATERIALS
 WELLS TO BE OF DARK RED ROUGH TEXTURE DECK LARD WITH WIDE JOINTS.
 ROOF TO BE OF VARIAGATED SLATE.
 STONE SILLS TO BE OF LIMESTONE.
 OUTLETS AND CONDUCTORS OF HARD LEAD.
 FRAMES, SASH, DOORS OF WOOD.
 ALL WOOD FINISH TO BE PAINTED CREAM COLOR.



SECOND FLOOR PLAN



BASEMENT PLAN



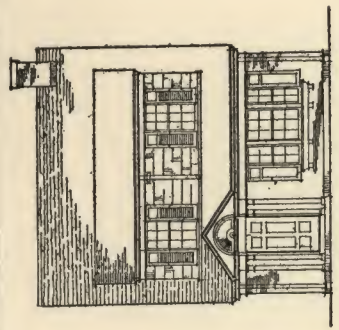
REAR ELEVATION

SIDE ELEVATION

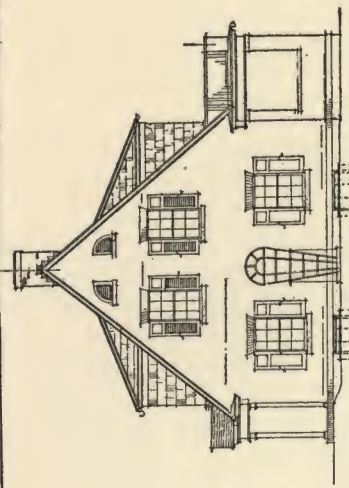
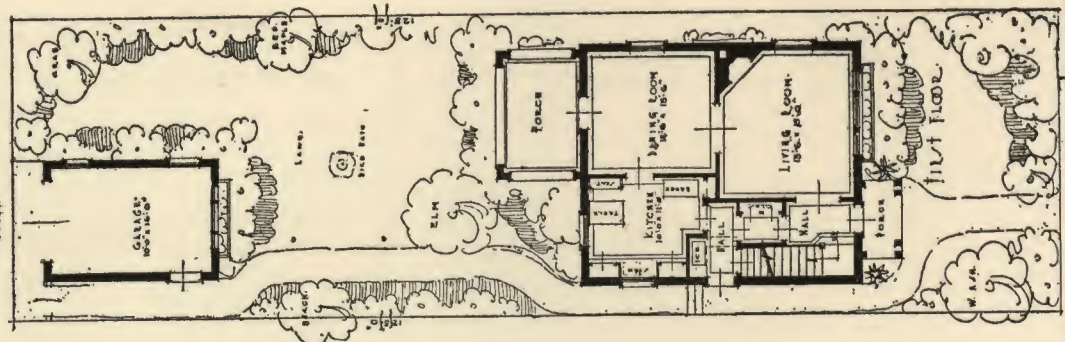
SECTION

DESIGN FOR A FIVE ROOM HOUSE

THOMAS F. ROWE
 1 BEACON ST. BOSTON - MASS.
 ARCHT. & ENGR.
 PARSONS AND WAIT

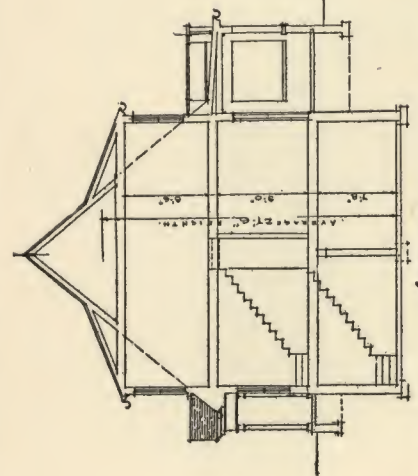


FRONT ELEVATION - SOUTH




SIDE ELEVATION - EAST

HOUSE	24'0" x 28'0" x 12'0"	=	16,480 CF
PORCHES	FRONT REAR	=	1,500 CF
GARAGE		=	2,244 CF
DEDUCT 1/2 OF PORCHES		=	22,224 CF
TOTAL NET CUBAGE		=	21,474 CF

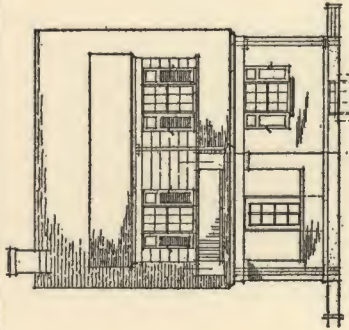


SECTION

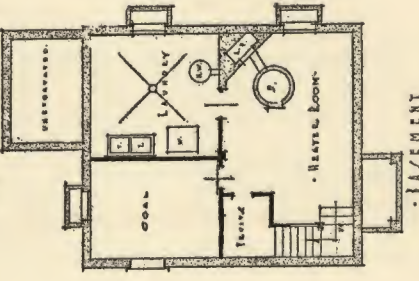
COLOR - CREME
 BRICK RED TAPES - TEAL WHITE JOINTS
 ASP. TRIM & BLINDS - WHITE
 DOOR CASES - WINE
 SASHES - WINE
 HARDWARE & LAMP - BLACK



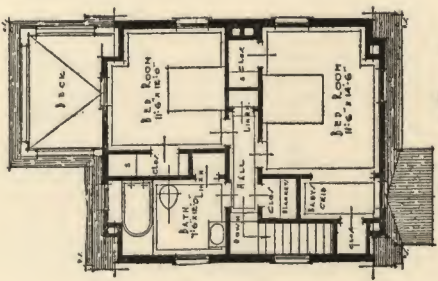
PERSPECTIVE SOUTH & EAST



REAR ELEVATION



BASEMENT



SECOND FLOOR

DESIGN FOR A FIVE ROOM HOUSE

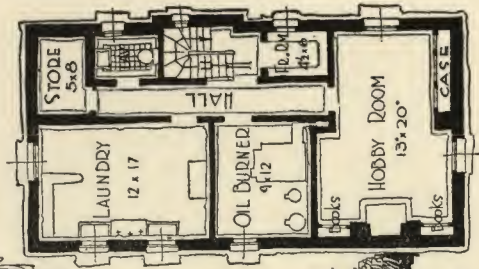
SCALE 1/8" = 1'-0" FEET

NORMAN T. MAXOM, 19 South LaSalle St., Chicago, Architect

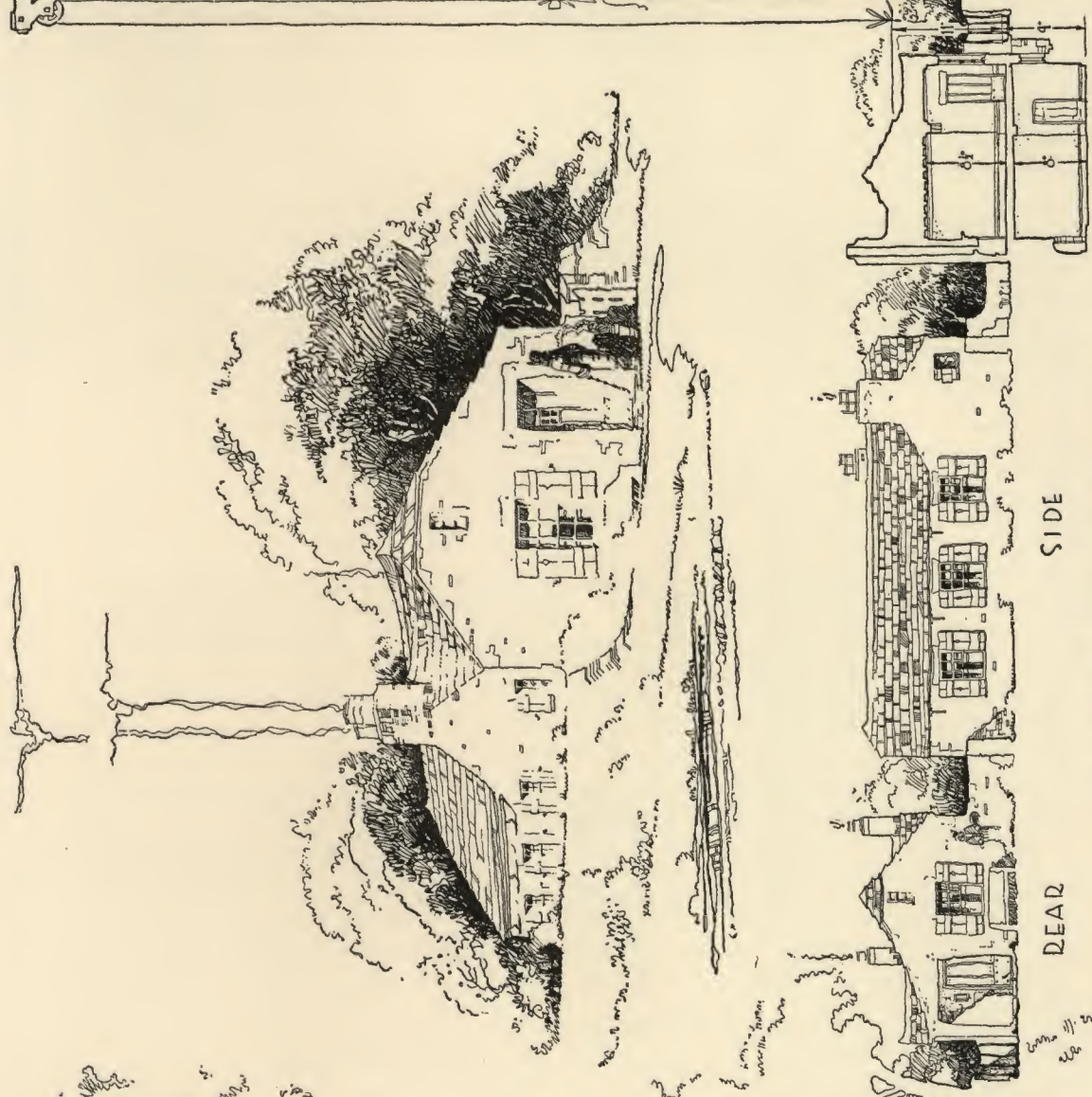
• CUBAGE •

• HOUSE •
 22½ x 43¼ = 974
 174 x 20 = 3480
 PORCH CUBAGE 1
 5 TO OFFSET CH
 IMNEYS AND GABLE
 • GARAGE •
 11 x 16 x 10 = 1760
 • TOTAL •
 21240

WHITE STUCCO
 EXTERIOR WITH
 OCCASIONAL BRICK
 STONE AND WOOD
 ALL WOOD NATU
 RAL GRAY ROOF
 MIXED SLATE LAI
 D IRREGULARLY



BASEMENT

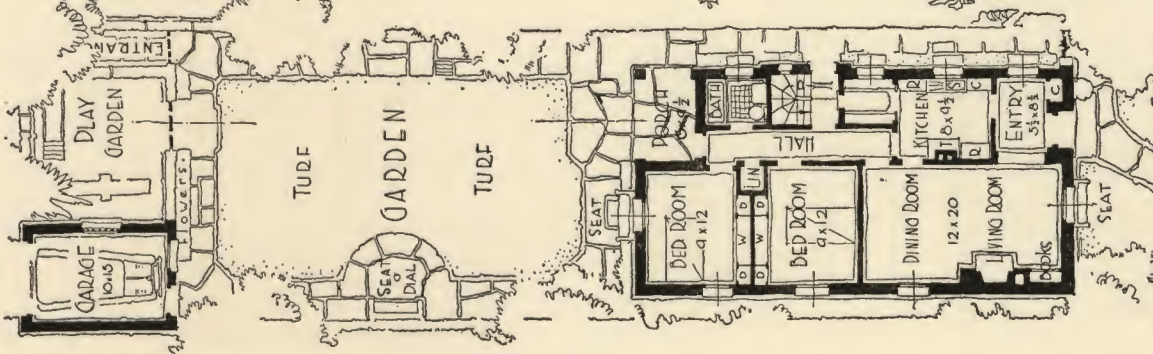


SECTION

REAR AND SIDE ELEVATIONS

SIDE

REAR

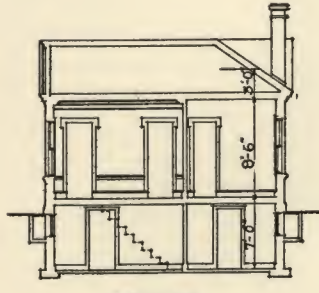


FIRST FLOOR


A DESIGNATIVE ROOM HOUSE

FOR A

WALTER DOLFF
 915 - 10th ST. N.
 FARGO - N. DAK.

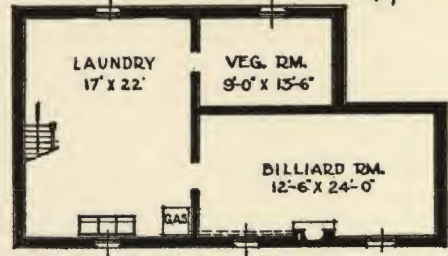


SECTION

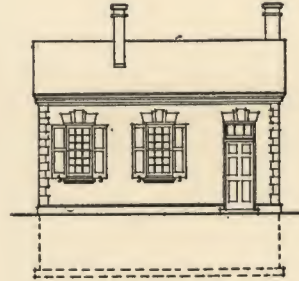
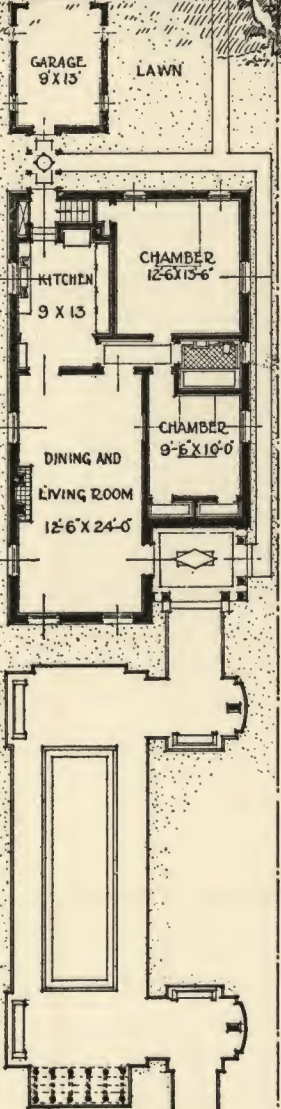


BASEMENT 7'-6" 1ST. FL. 9'-6" ATTIC 5'-0" = 20'
 GARAGE 9'-0" ROOF 2'-0" = 11'

A - GARAGE 9 X 13 X 11 = 1287
 B - HOUSE PROPER 24 X 34 X 20 = 16520 14 320
 C - HOUSE 9 X 13 X 20 = 2340
 D - PORCH $\frac{1}{2}$ (7 $\frac{1}{2}$ X 9 $\frac{1}{2}$ X 12) = 508
 TOTAL 20465




BASEMENT PLAN

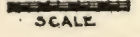


REAR ELEVATION

— FINISH —
 A COLONIAL BRICK FULL OF LIFE & SPARKLE, RED AS THE
 PREDOMINATING HUE WITH A SUGGESTION OF ORANGE. LIGHT CREAM
 MORTAR. FLAT WHITE WOODWORK AND SILLS. A GREY GREEN
 SLATE. BRICK TO PROJECT AT CORNERS $\frac{1}{4}$ INCH
 LIVING ROOM WILL FEATURE THE HOUSE BY A SIMPLE
 COLONIAL TREATMENT OF SMALL CORNICE, FIRE PLACE
 & WAINSCOT ALL IN A SATIN FINISH OLD IVORY.



SIDE ELEVATION




SCALE

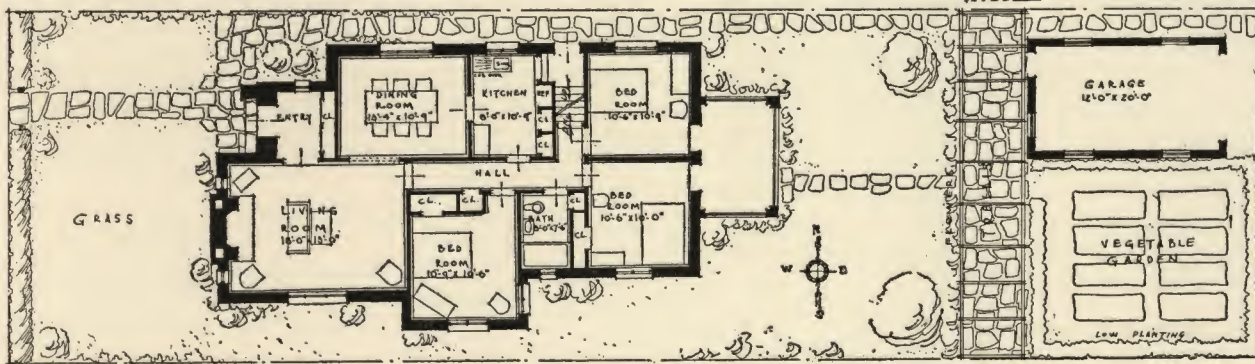

DESIGN FOR A

FIVE ROOM HOUSE

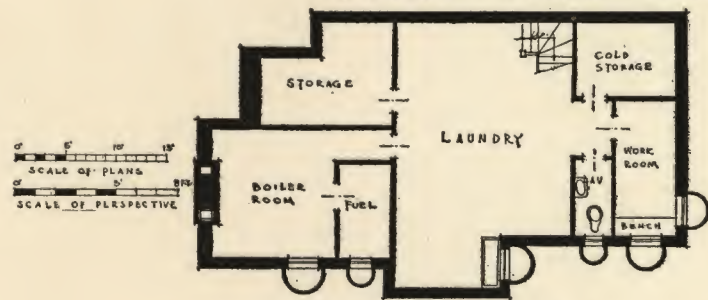
WM. R. WEIGLER
 CHICAGO TECH. COLLEGE
 118 E. 26. ST.
 CHICAGO ILL.



DESIGN FOR A SIX ROOM HOUSE.



FIRST FLOOR AND PLOT PLAN.



BASEMENT PLAN.

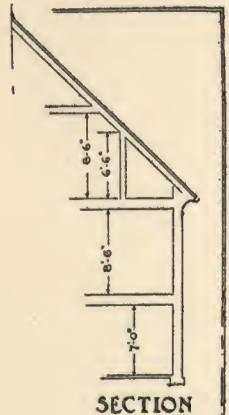

CUBIC.	
A	41'-0" x 23'-5" x 14'-0" = 19,076
B	12'-5" x 4'-0" x 14'-0" = 750
C	15'-5" x 2'-0" x 15'-0" = 589
D	8'-0" x 17'-0" x 8'-0" = 408
GARAGE 12'-0" x 20'-0" x 14'-0" = 2,200	
TOTAL = 23,203.	

NOTES.
STUCCO OR TILE. EXTERIOR WOODWORK STAINED DARK BROWN. ROOF OF WOOD SHINGLES ROLLED UNDER AT BOTTOM.

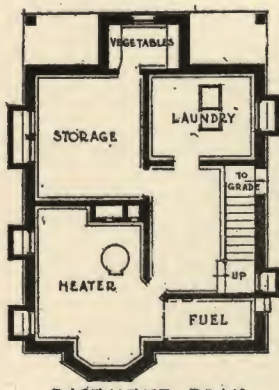
W.E. ANDERSON
2002 N. MCCLURG ST.
20 W. JACKSON BLDG.
CHICAGO ILL.
E.C. JORGENSEN
76 TALLMAGE & WATSON
160 NO. LA SALLE ST.
CHICAGO ILL.

CUBAGE
 AREA OF HOUSE 738'°
 AVERAGE HEIGHT 27'
 AREA OF PORCHES 70'°
 AVERAGE HEIGHT 17'
 AREA OF GARAGE 187'°
 AVERAGE HEIGHT 10'
 TOTAL CUBAGE - 19926 + 1190
 + 1870 = 22391 C.F.

SUGGESTIONS
 MASONRY WALLS OF HOUSE
 AND GARAGE - RED BRICK.
 BAY WINDOWS, HALF
 TIMBERED GABLES AND
 CURVE AT EAVES, OF
 BUFF COLORED STUCCO.
 EXTERIOR WOODWORK,
 STAINED DARK BROWN.
 ROOF - VERMONT SLATE
 WEATHERING GREEN
 WHICH IN A FEW WEEKS
 CHANGES TO VARIEGATED
 BUFF, BROWN & YELLOW.




SECTION



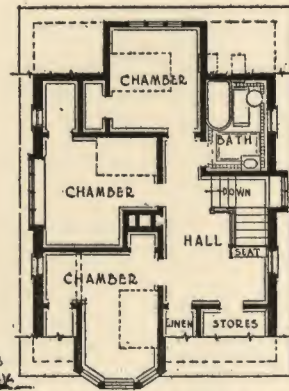
BASEMENT PLAN



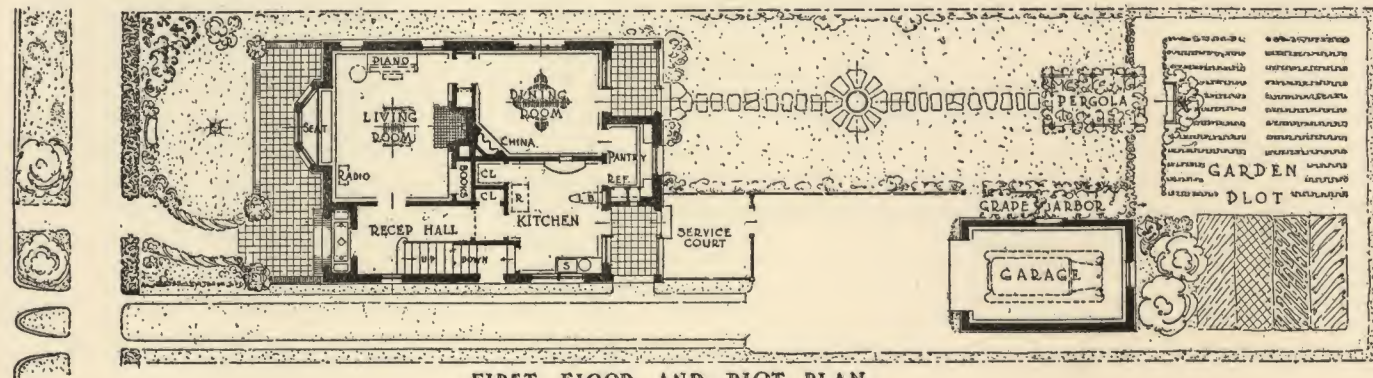
FRONT ELEVATION



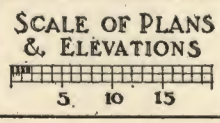
SIDE ELEVATION



2ND FLOOR PLAN




FIRST FLOOR AND PLOT PLAN




DESIGN FOR A SIX ROOM HOVSE

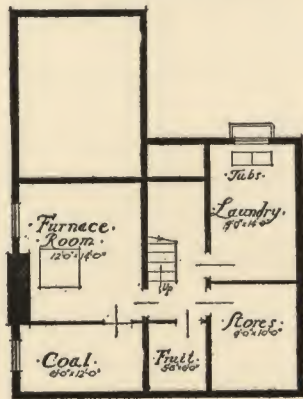
WILLIAM E. ASH
 35 WOODS AVE
 WEST SOMERVILLE
 MASS.



Rear Elevation

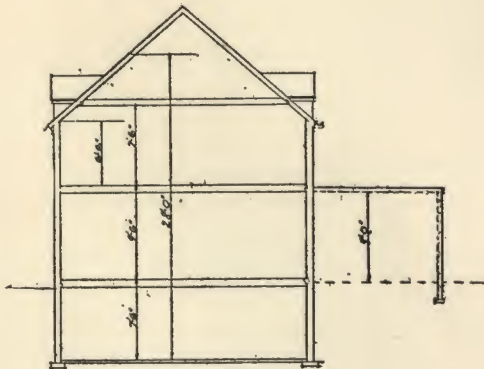
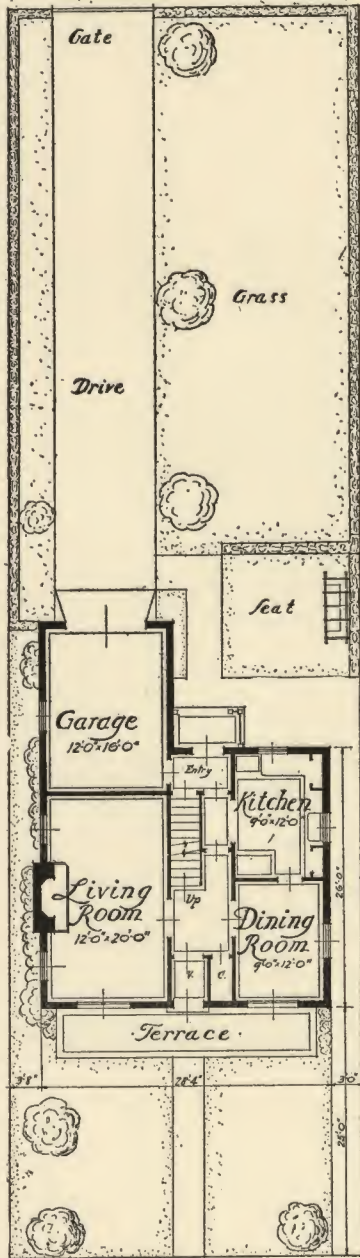


Side Elevation

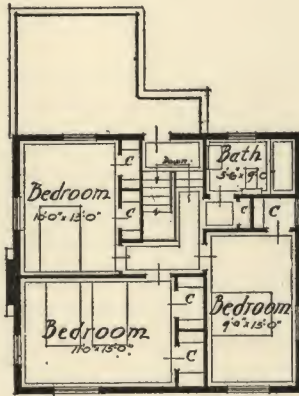


Basement Plan

Scale



Section



Second-Floor Plan

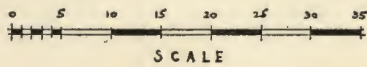
Cubage	
House	28'4" x 26'0" x 28'0" = 20,624
Garage	12'0" x 15'0" x 9'0" = 1,404
Porch	4'0" x 7'0" x 5'0" + 2 = 107
Total: 22,135	
Notes	
Common Brick Walls	
Slate Roof	

Submitted By
 J. Leonard Rush
 Albert Kahn's Office
 Detroit
 Mich.

Design for a SIX Room House.



SOUTH ELEVATION



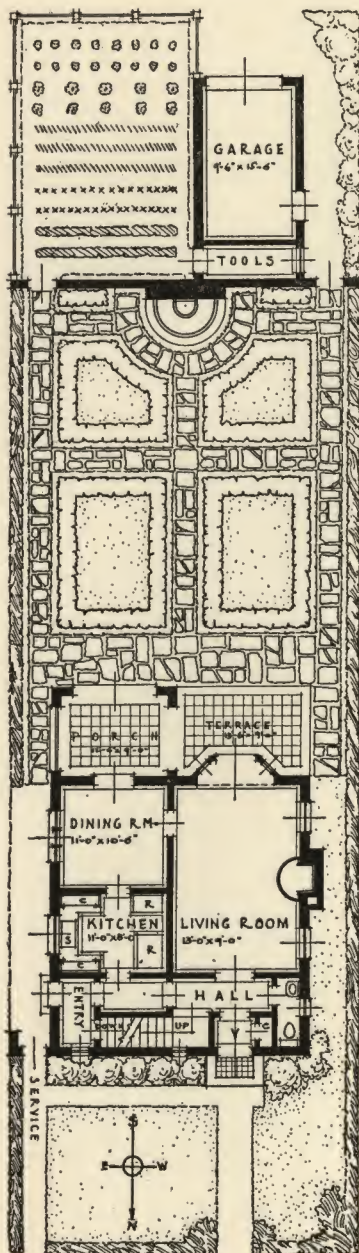
SCALE




SECTION



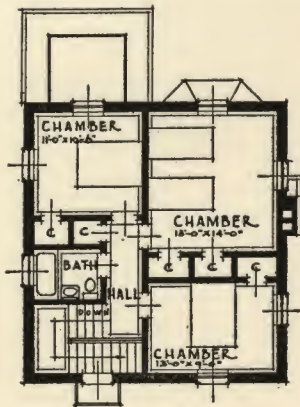
EAST ELEVATION



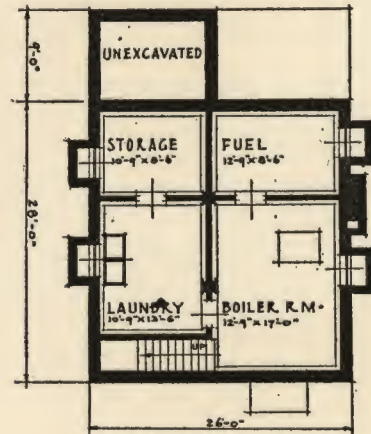
FIRST FLOOR & PLOT PLAN



DESIGN FOR A SIX ROOM HOUSE.




SECOND FLOOR PLAN



BASEMENT PLAN

CUBAGE	NOTES
HOUSE-26x28x26 = 18,928	HOUSE FINISHED IN CREAM
PORCH-12.5x9x10.5 = 1,181	STUCCO ON HOLLOW TILE-
BAY = 2x7x10 = 140	COPPER DECKS, GUTTERS &
AREAS-4x4.5x2x3 = 108	FLASHING-ALL EXTERIOR-
GARAGE-11x21x11 = 2,541	WOOD TRIM, SASH & DOORS
TOTAL CU. FEET 22,898	PAINTED BOTTLE GREEN.

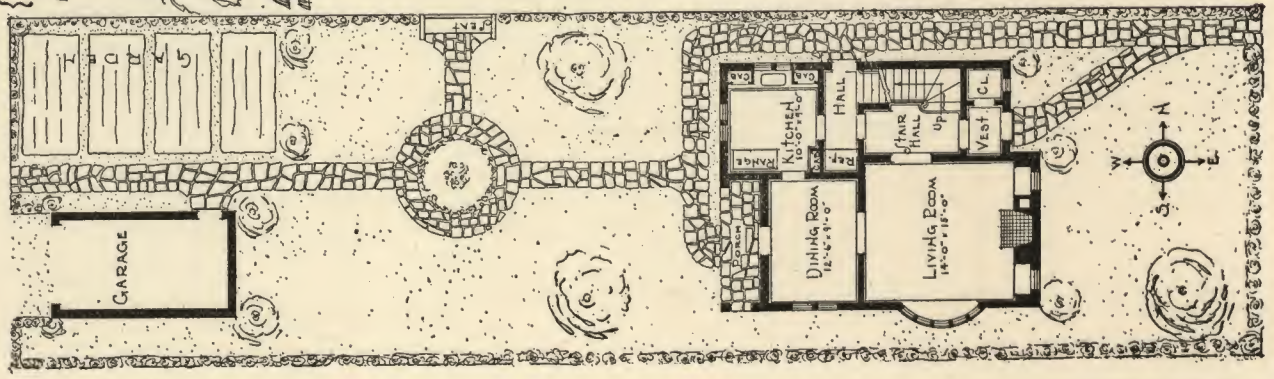

SUBMITTED BY-
 THOMAS W. COOPER
 ARCHITECT
 BLACK MOUNTAIN, NORTH CAR.



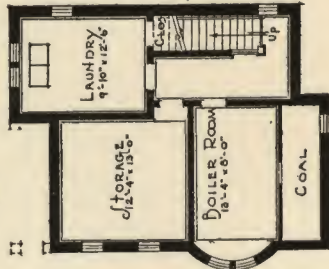
Ripley & LeBoutillier
Architects
45 Bromfield St.,
Boston, Mass

DESIGN FOR A SIX-ROOM-HOUSE

Main house 24x24x23'-5"=13392 cu.ft. Porches 278-cu.ft.
Eli 28x16x21=8960 cu.ft. Dormers & Day 370-cu.ft.
Total Cubage 25000 cu.ft. Including Garage
MATERIALS- Local stone, and concrete to floor.
Red brick, slate roof, white painted wood trim

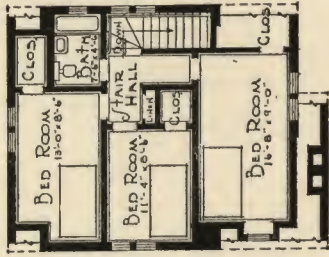


SUGGESTIONS
 CHICAGO COMMON
 DECK TO BE USED.
 AMBER DROWN
 MINGLES LAID
 QUANTITY 15000
 MAIN ENTRANCE
 DOOR TO BE OAK
 A DZED & PANELLED
 ALSO RECORDED
 - EX TO BE OAK
 - BK TO BE OAK

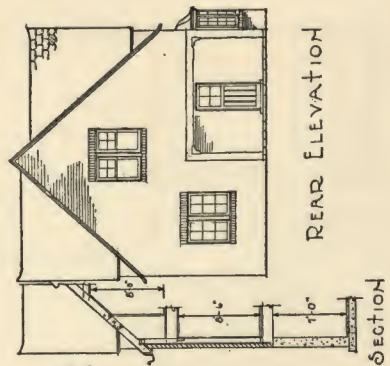
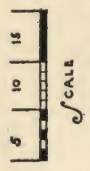


BASEMENT PLAN

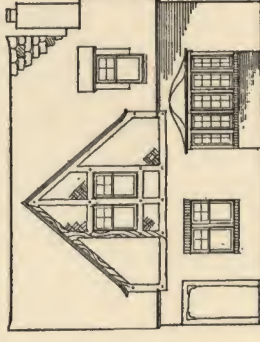
CUBAGE
 GARAGE 11'-0" x 16'-0" x 15'-0" = 2610
 HOUSE 28'-0" x 24'-8" x 28'-0" = 19,197
 AT FIRE PLACE 18'-0" x 13'-0" x 24'-0" = 11,232
 TOTAL 23295



SECOND FLOOR PLAN



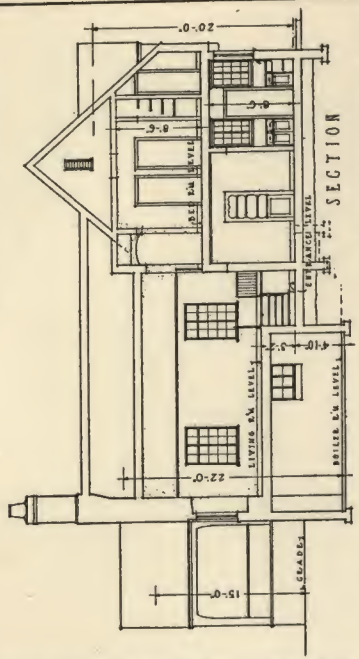
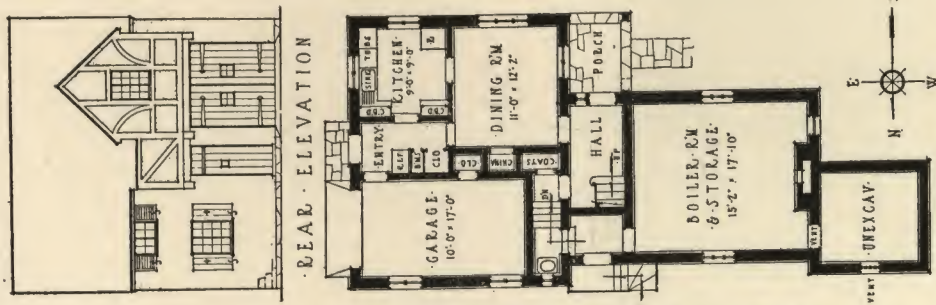
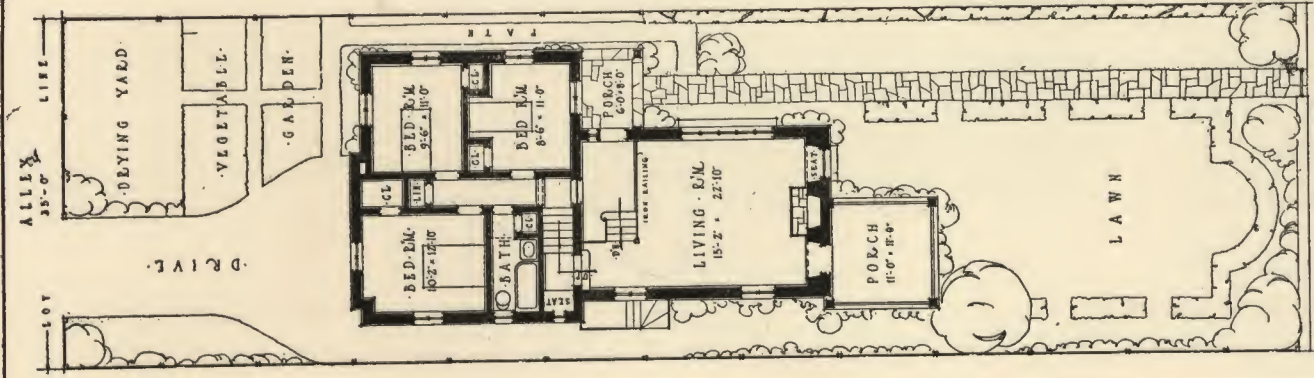
REAR ELEVATION



SIDE ELEVATION

THEODORE H. WESSEL
 424 JEFFERSON ST.
 MILWAUKEE, WIS.

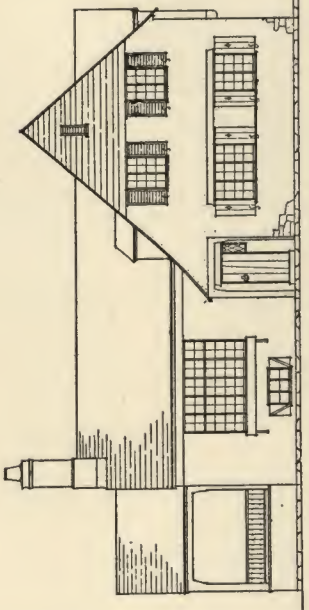
DESIGN FOR A SIX ROOM HOUSE



CUBAGE

A	11,880'
B	9,350'
C	908'
D	360'
TOTAL CUB. FT. 22,617'	

DESCRIPTION:
 "A" STUCCO ON TILE.
 "B" BRICK PAINTED.
 "C" ROOFS VARIEGATED SLATE. -- WOODWORK STAINED DARK BROWN.



ALEXANDER BERESNIAKOFF
 100 EAST 42ND STREET
 NEW YORK CITY
 % YORRES & SAWYER

DESIGN FOR A SIX-ROOM HOUSE

SCALES
 PLANS
 ELEVATIONS
 SECTION
 PERSPECTIVE

FIRST FLOOR & PLOT PLAN

SIDE ELEVATION

PLAN OF BASEMENT

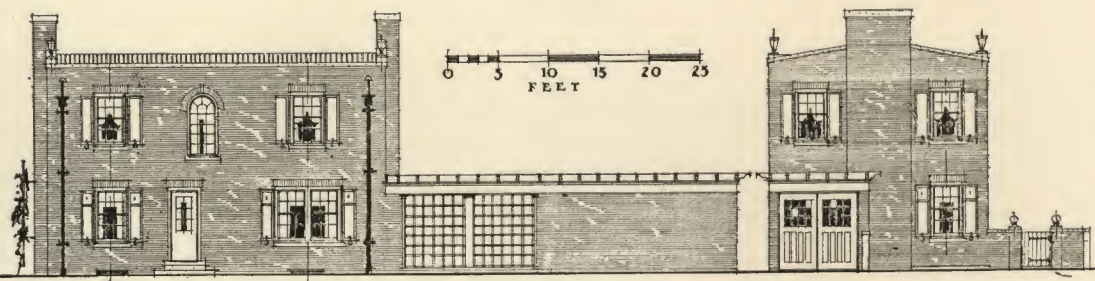
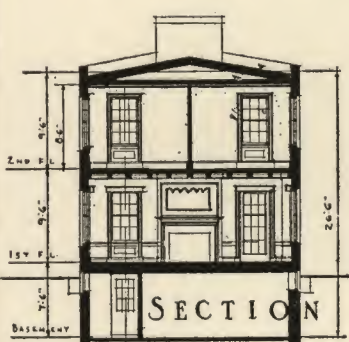
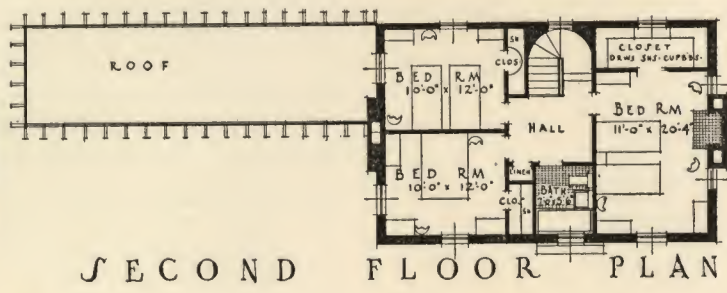
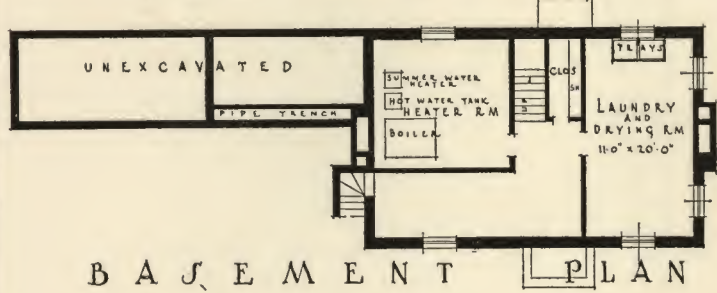
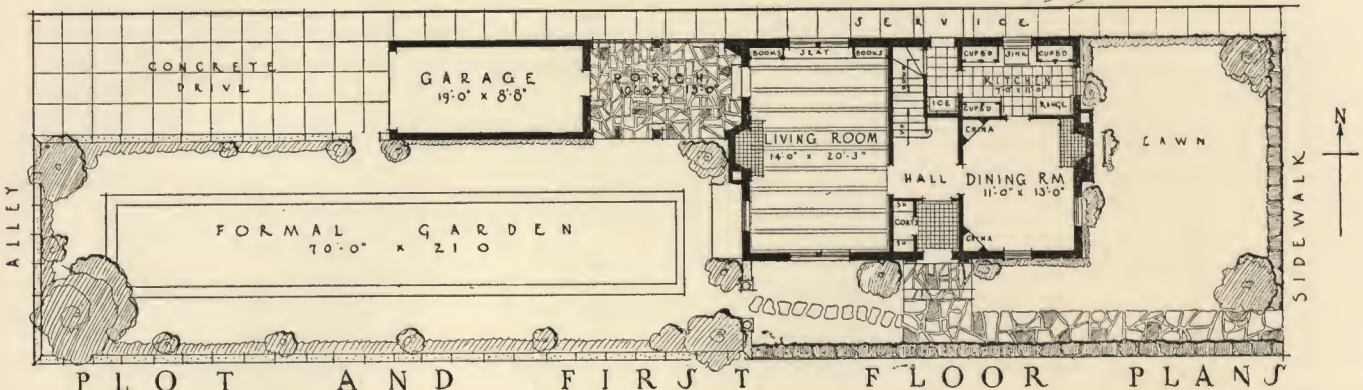
REAR ELEVATION

C B A

CUBAGE
 A- 22x34x26½ = 19822
 B- 10x15x9x½ = 675
 C- 10x20x9 = 1800
 TOTAL 22297
 ALLOWABLE 23000
 LEAVING FOR EXTRAS 703



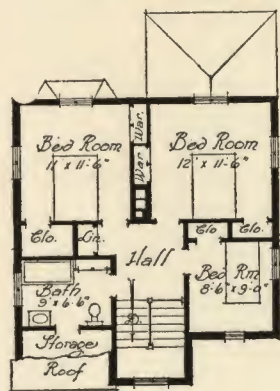
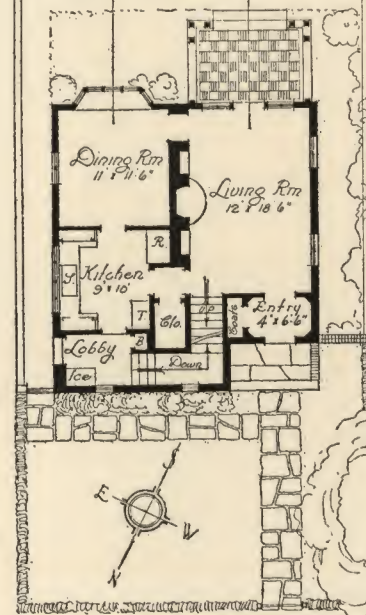
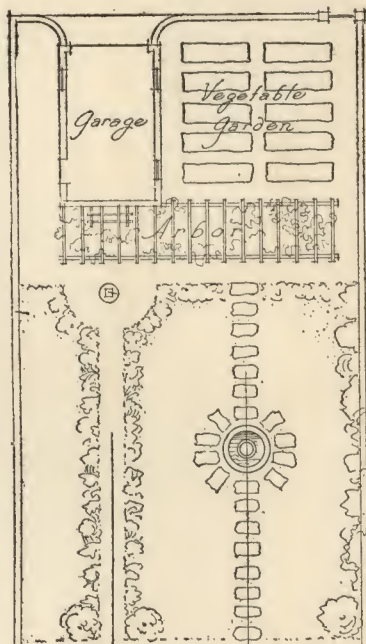
DETAIL DESCRIPTION
 EXTERIOR - WALLS - RUN OF KILN COMMON BRICK - LIMESTONE DOORWAY - URNS -
 & COPINGS - COPPER ROOF & DOWNSPOUTS - WOOD JASH - FRAMES - SHUTTERS - TRELLIS - &
 DOOR PAINTED WHITE - INTERIOR - PINE TRIM PAINTED - OAK FLOORS WAXED -



DESIGN FOR A SIX ROOM HOUSE

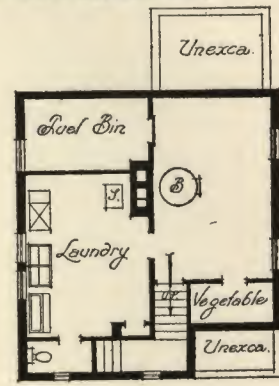
SUBMITTED BY
 RAYMOND MILES
 STOWELL
 184 BOYLSTON ST
 BOSTON MASS.

Alley




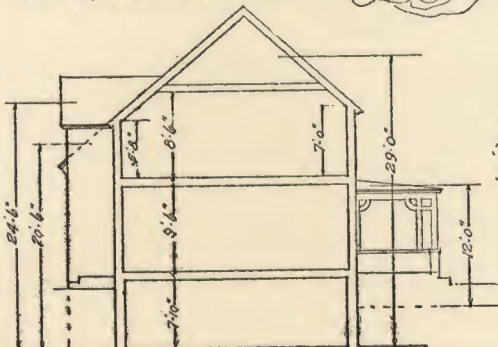

Cubage

A	26' 4" x 24' x 29' = 18328
B	8' 1/2" x 14' 1/2" x 24' 1/2" = 882
C	9' 1/2" x 14' 1/2" x 20' 1/2" = 876
D	12' 6" x 12' x 2' = 576
Chimney	3' x 4' x 6' = 72
Bay Window & Terrace	130
Garage	1920
Total cu. ft.	22784



Second Floor Plan

Basement Plan



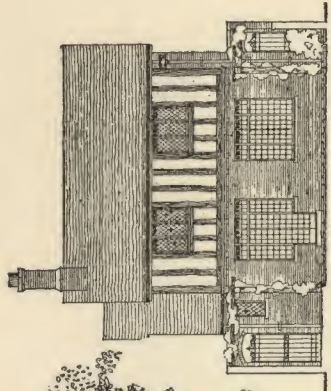

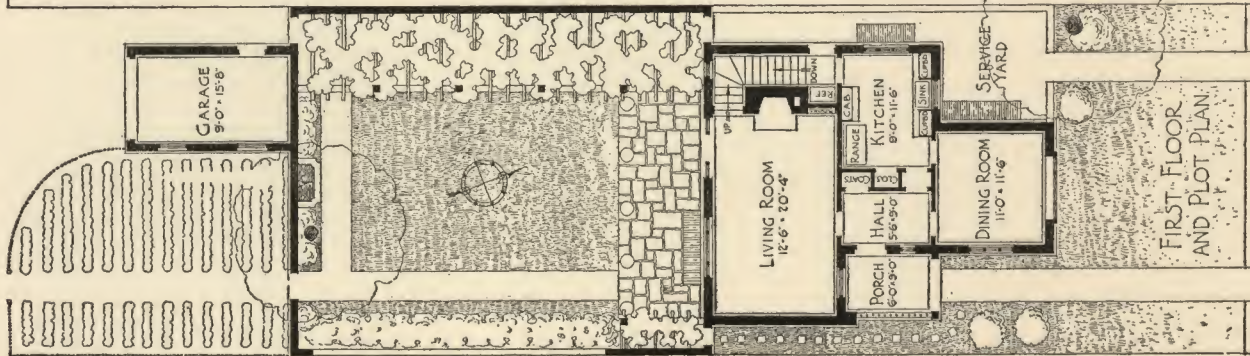
East Elevation

South Elevation

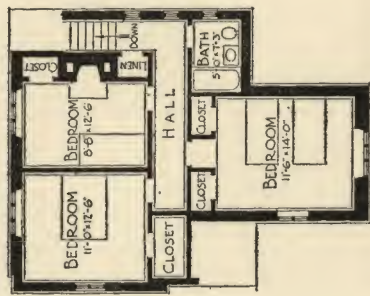
Red Brick - Irregular
in Size - Buff Mortar
Slate Roof - of
Variegated Colors

Design For A Six Room House

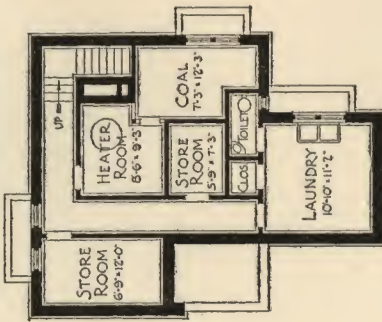
Daniel E. Shea
33 Lyman Street
Springfield
Massachusetts



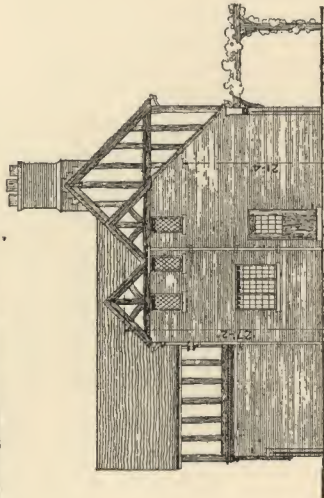
GARDEN ELEVATION



SECOND FLOOR PLAN



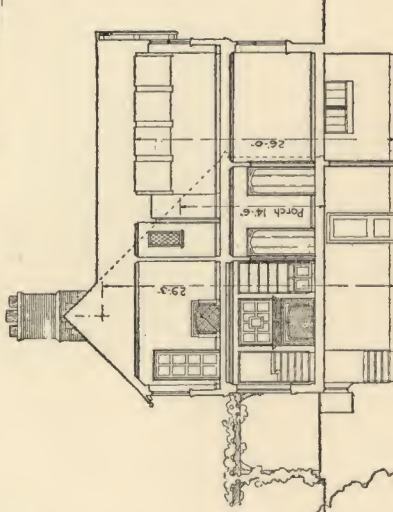
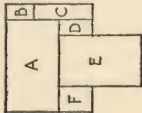
BASEMENT PLAN



SIDE ELEVATION

COMPUTATION OF CUBAGE

A	24.00 x 15.33 x 23.25	10 762 Cu. Ft.
B	4.00 x 7.67 x 21.33	655
C	4.00 x 15.83 x 27.17	1 720
D	4.00 x 8.17 x 27.17	887
E	13.17 x 19.67 x 26.00	6 735
F	16.75 x 19.50 x 14.50	4 716
DORMER, OVERHANG, Etc.		219
GARAGE 10.33 x 17.00 x 9.00		1 351
TOTAL		22 975 Cu. Ft.



SECTION

NOTES ON MATERIALS
 WALLS TO BE OF RED BRICK Laid IN FLEMISH OR ENG-
 LISH BOND WITH HALF-TIMBER APPLIED OVER UPPER PARTS.
 EXTERIOR WOODWORK TO BE OF OAK OR CHESTNUT STAINED
 DARK WARM GRAY, WITH CREAM WHITE STUCCO. ROOF TO
 BE COVERED WITH SMALL, IRREGULAR, RED SHINGLE TILES

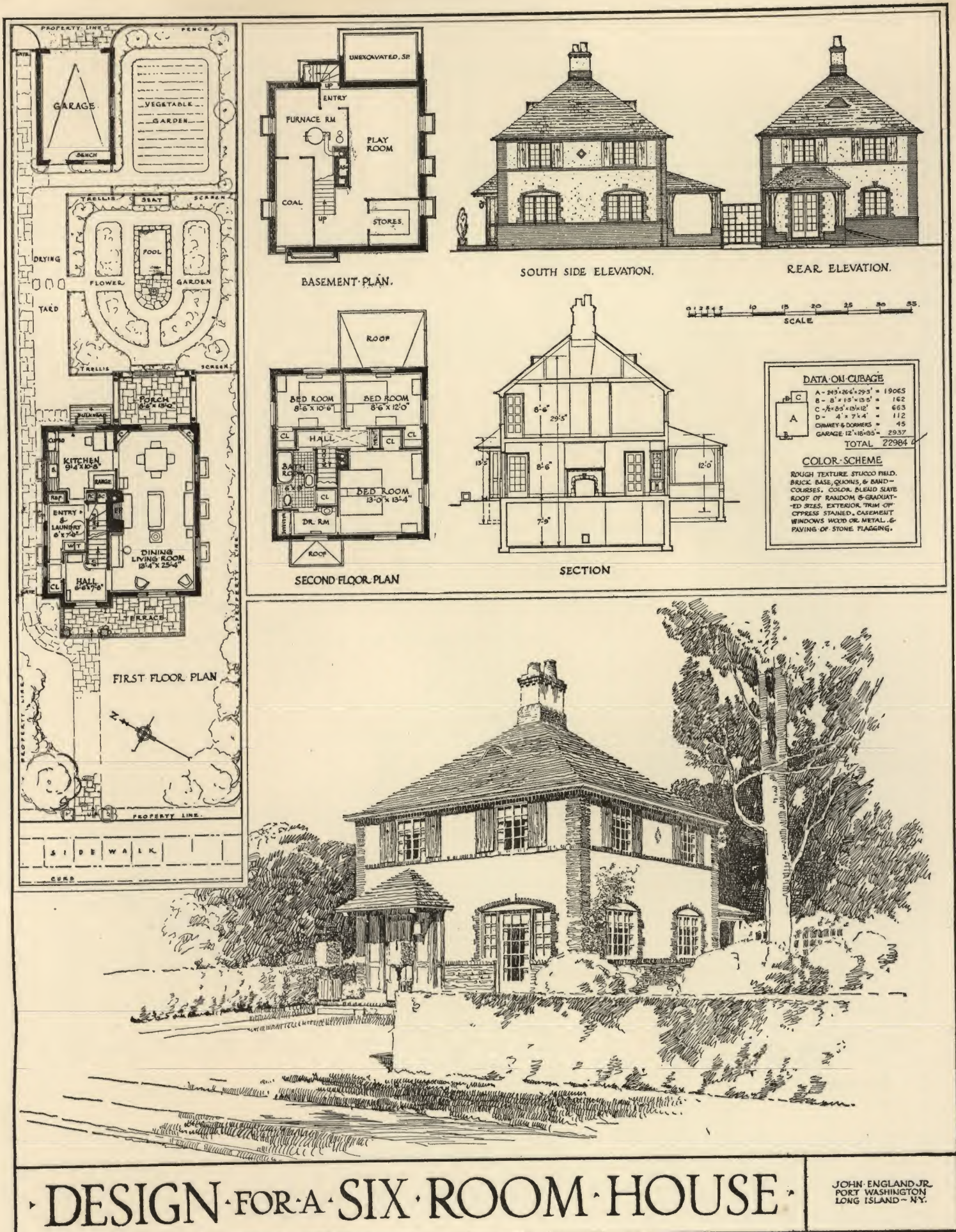
SCALE OF FEET
 FOR PLANS, SECTION
 AND ELEVATIONS



DESIGN FOR A SIX ROOM HOUSE

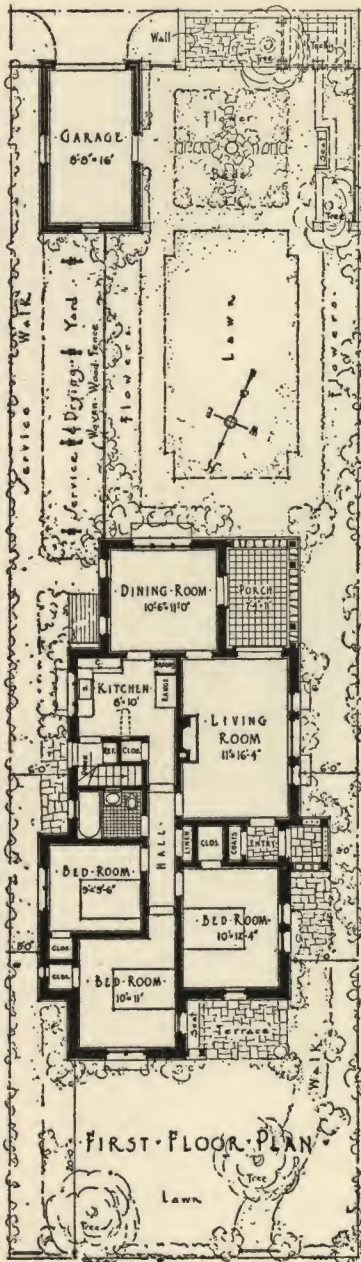


SUBMITTED BY
 HAROLD A. RICH
 252 AUBURDALE AVE.
 AUBURDALE, MASS.

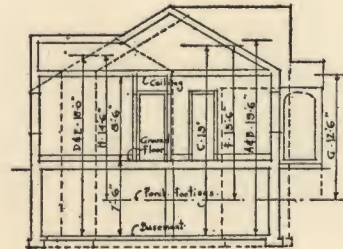


DESIGN FOR A SIX ROOM HOUSE



JOHN ENGLAND JR.
PORT WASHINGTON
LONG ISLAND - N.Y.



EAST ELEVATION



SECTION

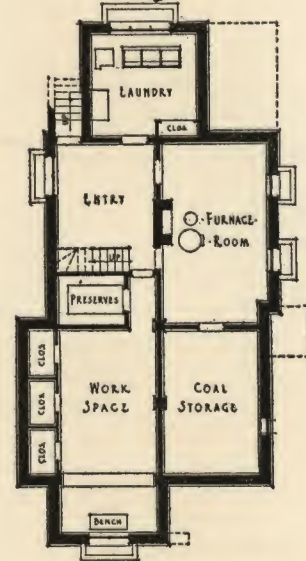


REAR ELEVATION

CUBAGE

	CU. FT.
A. 22'11" x 15'6" = 7407	
B. 23'11" x 15'6" = 7848	
C. 12'6" x 15'6" = 2654	
D. 6' x 12' x 16' = 1296	
E. 3' x 16' x 18' = 891	
F. 7'4" x 15'6" x 1/2 = 627	
G. 4' x 5' x 12'6" x 1/2 = 175	
H. 2' x 6' x 14'6" x 1/2 = 87	
Total for House	20,985
Garage - 16'4" x 5'6" = 1,620	1,620
Total	22,605

NOTES
 Walls to be Hollow Tile or Concrete, Rough Cement Finish, with a few Stones Built In Around the Base, Blending into the Stucco - Buff. Limestone or Sand Stone Trim At Windows - Slate Roof. Wood Trim - Oak Stained Dark. Windows - Metal Casements - Painted Green.



BASEMENT PLAN

DESIGN FOR A SIX-ROOM HOUSE

GEORGE F. AXT
 and
 CLARENCE B. MACKAY
 In Care of G. F. Axt
 409-32nd Street
 Woodcliff - New Jersey

DESIGN FOR A SIX-ROOM HOUSE

FRANCIS KEALLY, 5 CHARLES STREET, NEW YORK, Architect

COLOR SCHEME
 ROOF - RED SPANISH TILES
 WALLS - WHITE STUCCO-FINISH
 DOORS - WALNUT-NATURAL FINISH
 BALCONY - SOFFIT TO BE BRILLIANT COLORS

CUBICAL CONTENTS
 MAIN BODY 14'2 1/2" x 21' 1/2" = 41,000
 REAR WING 14'2 1/2" x 11' 1/2" = 6,370
 CONCRETE PORCH 13' x 16' x 6" = 1,296
 GARAGE 10' x 10' x 6" = 600
 TOTAL CUBAGE 51,266 CU. FT.

FIRST FLOOR PLAN
 SCALE 1" = 10' 0" FEET
 ROOMS: GARAGE (10' x 10'), BREAKFAST ROOM (8' x 10'), KITCHEN (8' x 10'), DINING ROOM (11' x 13'), LIVING ROOM (12' x 17'), HALL, BED ROOM (11' x 12'), BATH, W.C., CLO., PORCH.


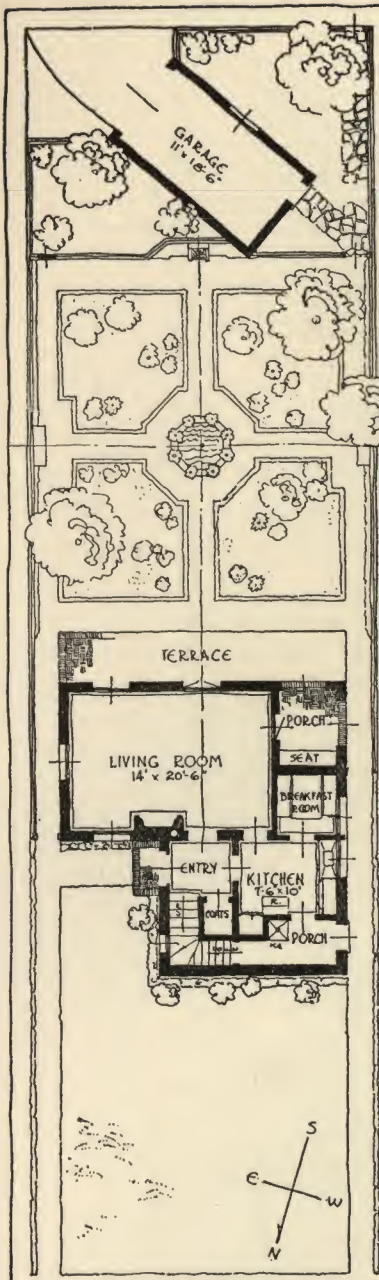
SECOND FLOOR PLAN
 ROOMS: BED ROOM (11' x 12'), HALL, BATH, W.C., CLO., UNDEVELOPED, FIREPLACE ROOM.

BASINENT PLAN
 SCALE 1" = 10' 0" FEET
 ROOMS: LAUNDRY, STORAGE, HALL, FIREPLACE ROOM.

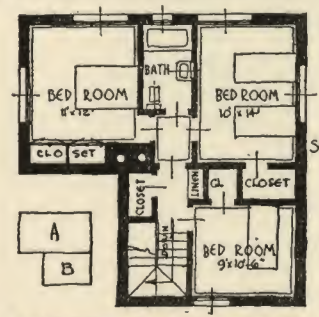
SECTION
 SCALE 1" = 10' 0" FEET

PERSPECTIVE
 SOUTH ELEVATION SCALE 1" = 10' 0" FEET
 EAST ELEVATION SCALE 1" = 10' 0" FEET

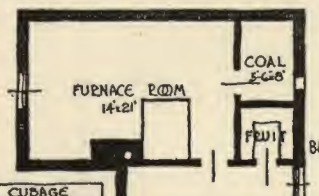
FRANCIS KEALLY, 5 CHARLES STREET, NEW YORK, Architect



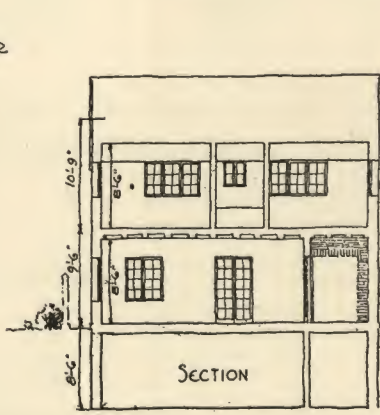
WEST SOUTH



SECOND FLOOR



BASEMENT



SECTION



EAST

CUPAGE

A-6-29-28-1-10-10
B-11-14-25-1-6-6
C-10-10-9-1-10-11
TOTAL - 21,531


SALMON BRICK
 BLUE GREEN G-
 GREY SLATE
 SHINGLES



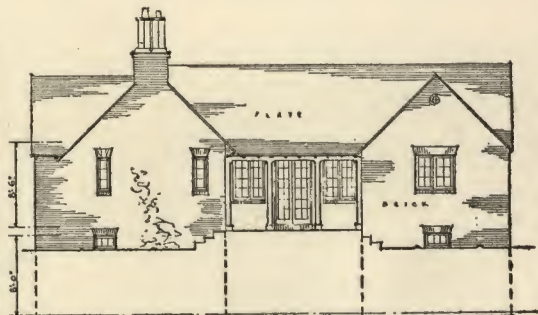
LAUNDRY 15' x 17'

DESIGN FOR A SIX ROOM HOUSE

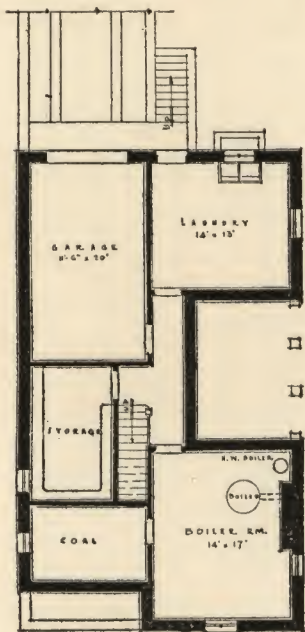
JOHN DONALD TUTTLE
 2 - WEST-47TH ST
 NEW YORK CITY
 THIRTEENTH FLOOR.



REAR ELEVATION

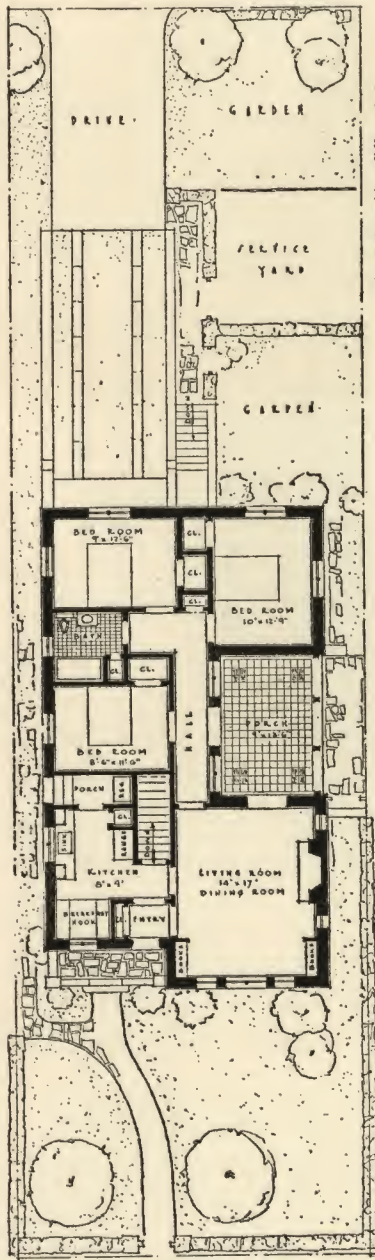


SIDE ELEVATION

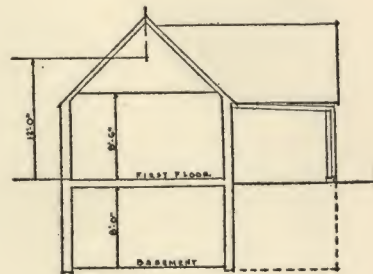


BASEMENT PLAN

NOTES:
 ROOF: VARIEGATED SLATE
 BRICK: COMMON HARD, QUARTZ
 120 FIRE BRICKS
 WOOD: DARK BROWN STAIN



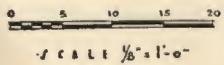
FIRST FLOOR PLAN



CROSS SECTION

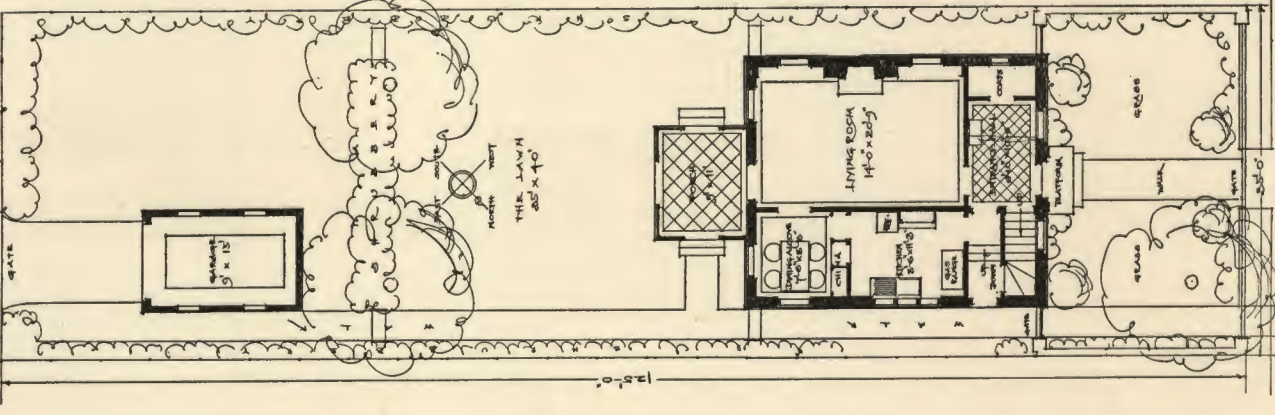



CYBAGE	
B	10' x 14' x 14' = 2788
D	17' x 24' x 31' = 9296
C	15' x 27' x 31' = 8505
D	4' x 14' x 14' = 1236
P	1' x 12' x 12' = 488
LS	22,358

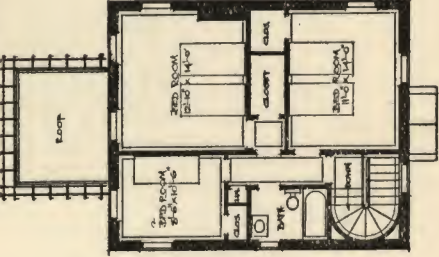


DESIGN FOR A SIX-ROOM HOUSE

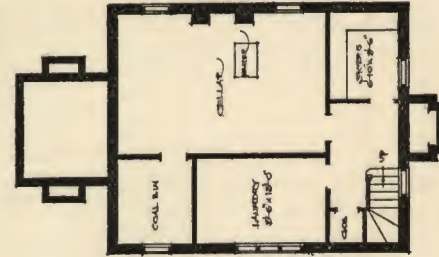
LEO J. MALATESTA
 AND
 WILLIAM STEWART
 ARCHITECTS
 1713 SANSON ST. PHILADELPHIA
 PENNSYLVANIA



FIRST FLOOR PLAN



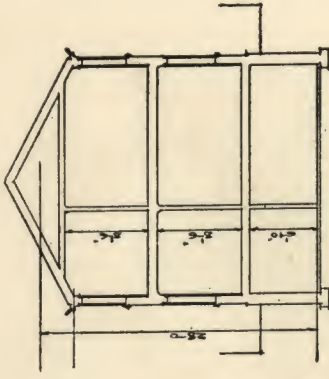
SECOND FLOOR PLAN



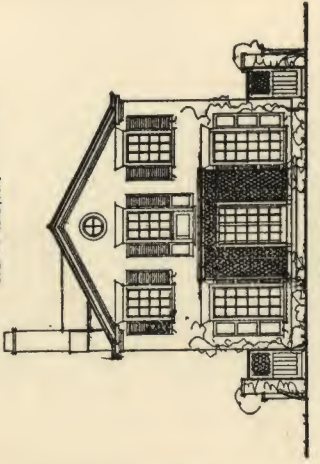
BASMENT PLAN

THE CUBAGE
 HOUR 21,000
 PORCH 5' x 11' x 11' + 2
 GARAGE 10' x 10' x 10'
 TOTAL CUBAGE 22,925
 EXTERIOR LIME WASH, RED BRICK, SLATE ROOF
 ALL WOODWORK PAINTED WHITE, ETC.

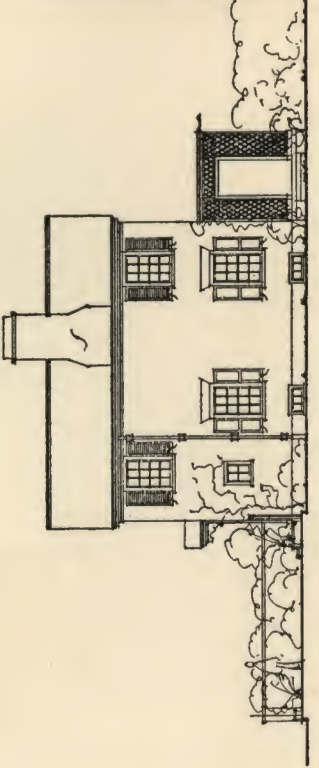
IT IS LESS



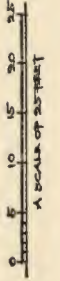
CLOSE SECTION



REAR ELEVATION



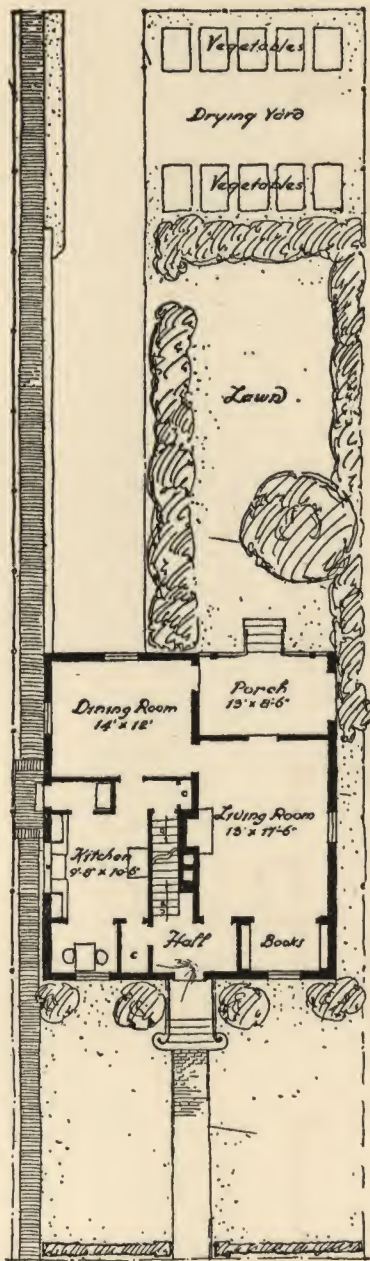
SIDE ELEVATION



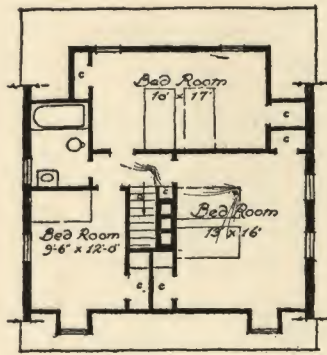

A SCALE OF 25 FEET

DESIGN FOR A SIX ROOM HOUSE

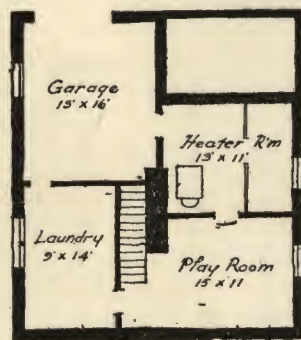
ARTHUR CECILIAN CASE
 ARCHITECT
 101 PARK AVENUE, NEW YORK CITY
 222-1000, N.Y. 100



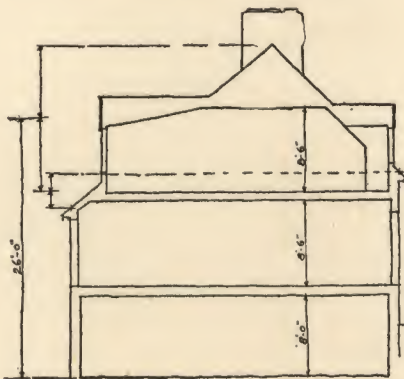
First Floor




Second Floor



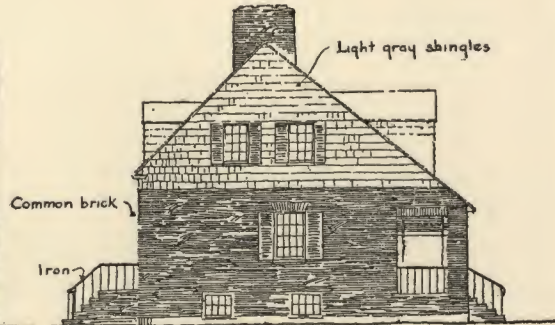
Basement



Section



Rear Elevation



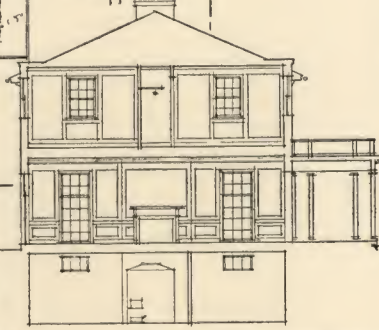
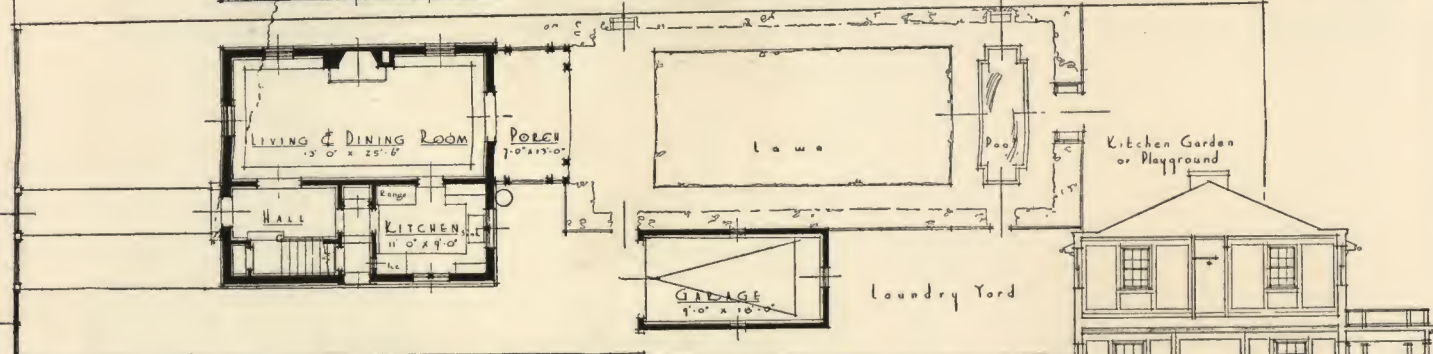
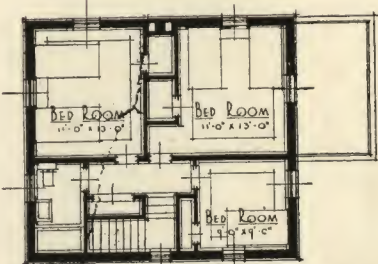
Side Elevation

Cubic Contents
 Gross 32.5 x 29 x 26 = 24505
 1/2 Porch 14 x 9 x 12 = 1512
 Total 22983

DESIGN for a SIX ROOM HOUSE

Scale 0 10 20 30 40 50 in feet

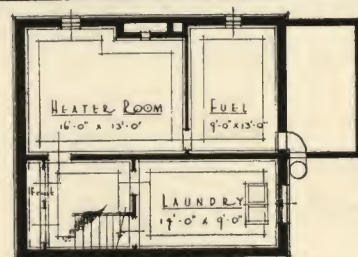
Wakefield Worcester ~
 25 W. 44th St.
 New York, N.Y.



COLOR SCHEME
 Red & Red Brown Brick
 White Mortar Joints
 Grey Slate
 White Painted
 White Painted
 Copper Metalwork
 Incident White Stone


CUBAGE

House	10,304.00
Porch	794.25
Garage	1,805.00
Total	12,903.25



A DESIGN FOR A SIX ROOM HOUSE

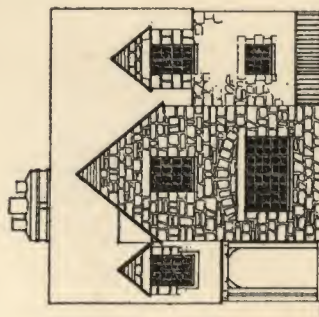
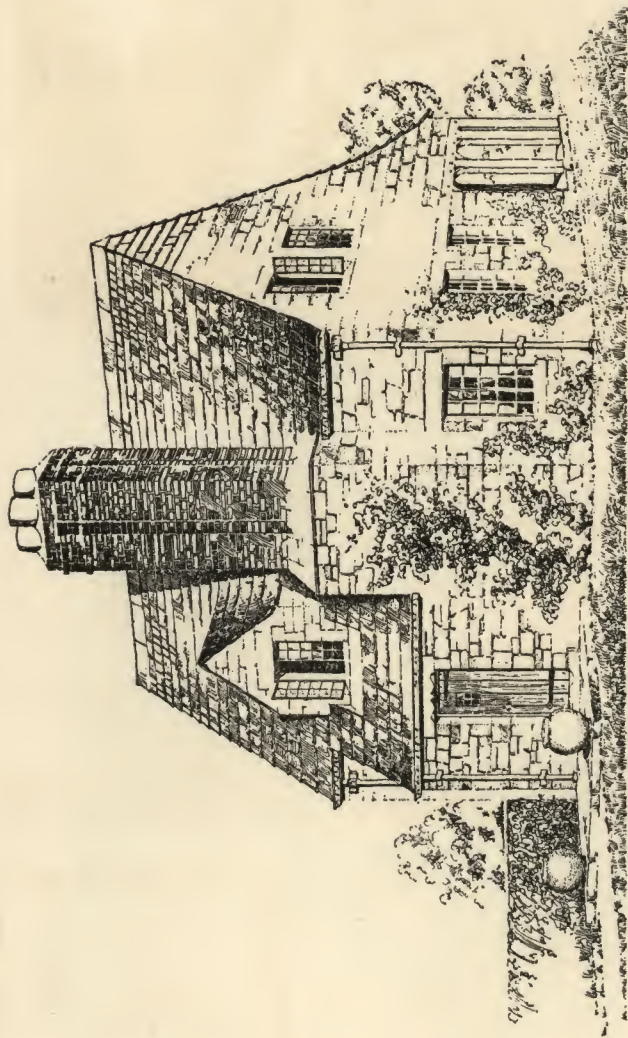
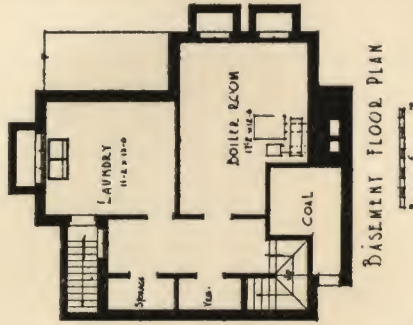
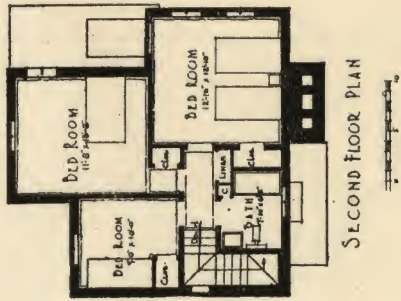
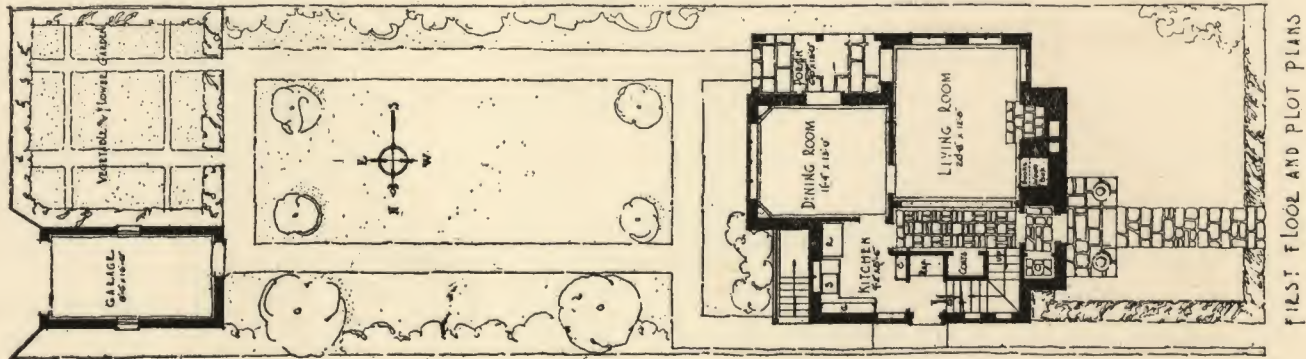
MR. LESLIE E. AYRES
 127 Cottage Ave.
 Indianapolis, Ind.
 Address Communications to
 66 Graduate College
 Princeton University
 Princeton, N.J.



ANTONIO BI NERDO
AND ALVIN HANKE
420 UNION BUILDING
CLEVELAND OHIO.

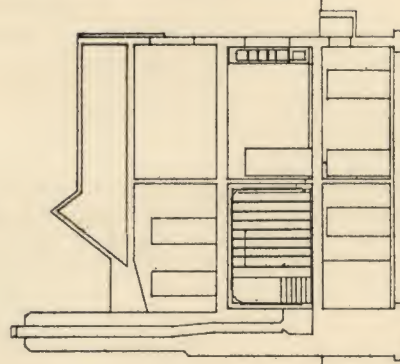
South Elevation
Walls: Brick or tile with uneven spotted glaze
Roof: weathered pine shingles
Shutters: Bright sage green with tan wash trim

Design for A Six Room House



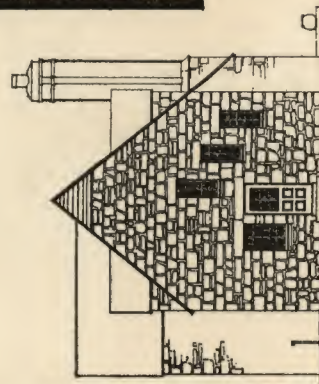
EAST ELEVATION

DESCRIPTION
 EXTERIOR WALLS TO BE V. BRICKS LIMESTONE
 MURAL CASIMERS PAINTED BLUE GRAY
 ROOF TO BE VAINGRATES GREEN AND WHITE SLATE
 DUCK IR CHIMNEY SAND BROWN COLORED SALMON COLOR



SECTION

SCALE FOR EXTERIOR WALLS



NORTH ELEVATION

CYBAGE

1411	/
1111	/
1011	/
4999	/
311	/
1001	/
2299	/
Total CYBAGE	

DESIGN FOR A SIX ROOM HOUSE

PHILIP O. Saxe
 1002 RAILWAY EXCHANGE BLDG.
 60 E. JACKSON BLVD.
 CHICAGO, ILL.

DESIGN
FOR A
SIX
ROOM
HOUSE

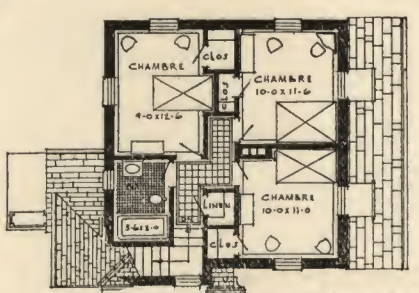
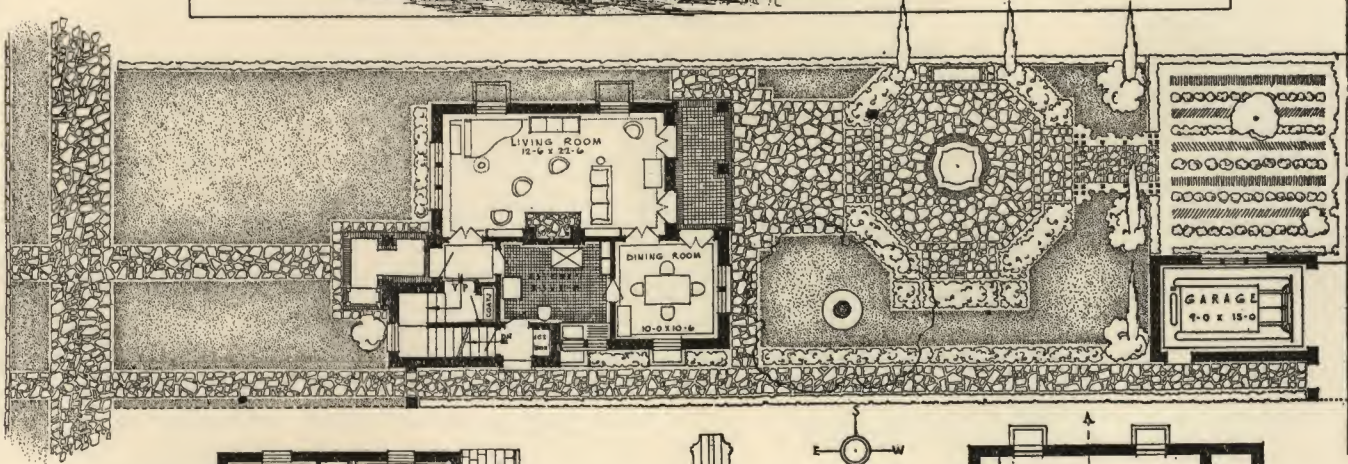


COMPUTATION OF CUBIC CONTENTS

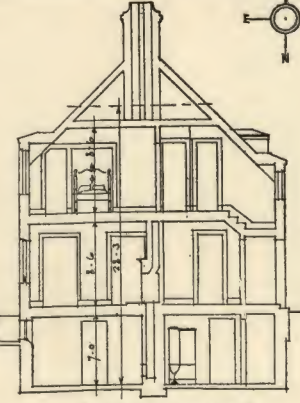
HOUSE:	25 x 24 1/2 x 28 1/4 =	17283
PORCH:	5 1/2 x 13 x 3 1/4 + 2 =	483
	5 1/2 x 13 x 7 =	500
DINING ROOM:	5 1/2 x 12 x 21 =	1386
FRONT PORCH:	5 x 5 x 13 1/2 =	162
FRONT STAIRS:	4 1/2 x 8 1/2 x 20 1/2 =	783
SIDE STAIRS:	1 1/2 x 15 x 7 =	462
	1 1/2 x 15 x 17 =	513
GARAGE:	17 x 11 x 10 =	1870
TOTAL:		22780

J. R. 15

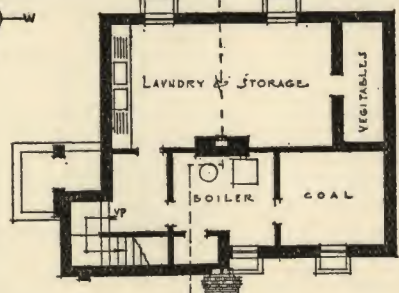
- MATERIALS
- WALLS - HOLLOW TILE
 - WHITE STUCCO EXTERIOR
 - PORCHES - TRIM - CHIMNEY ETC - YELLOW BRICK
 - ROOF - SLATE - BLUE GREY
 - WOODWORK - BENCH
 - GATE AND WINDOWS
 - IVORY GREY
 - WINDOWS - METAL
 - CASEMENT
 - ENTRANCE PORCH
 - FLOOR - YELLOW BRICK
 - GARDEN PORCH FLOOR
 - YELLOW BRICK AND TILE




SECOND FLOOR PLAN




SECTION A-A



BASEMENT PLAN

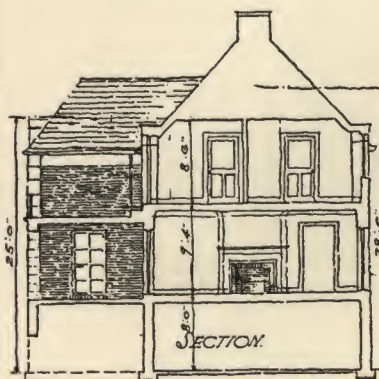



SOUTH ELEVATION




GARDEN ELEVATION


JOHN RICHARD ROWE
232 MADISON AV.
NEW YORK, N.Y.



SECTION

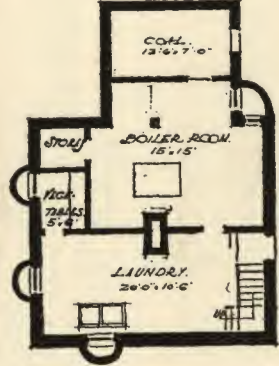


REAR ELEVATION

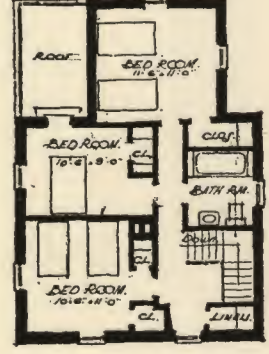


SIDE ELEVATION

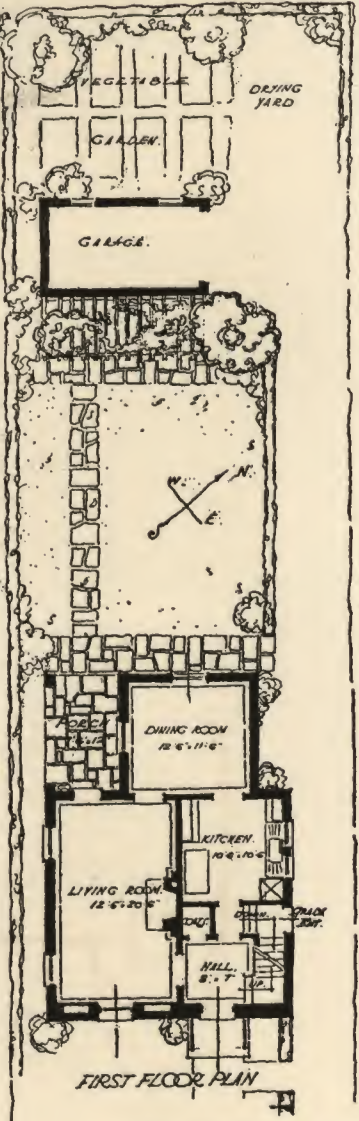
CUBAGE.	
TOTAL	22,917'
MAIN HOUSE	25'-0" x 28'-0" x 28'-6" = 19,387'
DINING ROOM WING	14'-0" x 12'-0" x 26'-0" = 4,200'
POORCH	(7'-0" x 12'-0" + 14'-0" x 2'-0") = 2,630'
GARAGE	17'-0" x 10'-0" = 1,700'
DESCRIPTION.	
RED BRICK WALLS & STUCCO TRIM	
GRAY GREEN SLATE	



BASEMENT PLAN



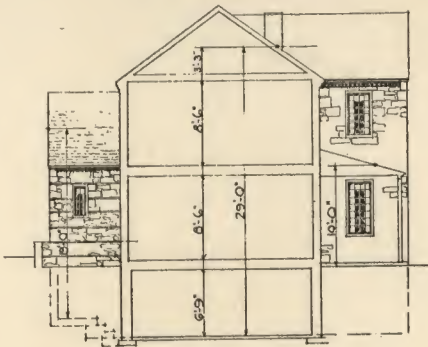
SECOND FLOOR PLAN



FIRST FLOOR PLAN

DESIGN for
A SIX ROOM HOUSE

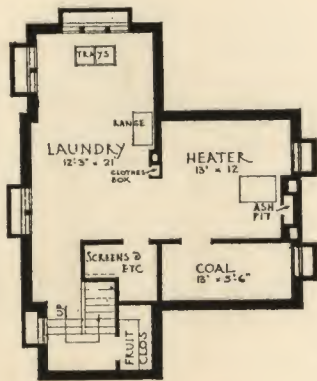
EDGAR CIBERSON
 L. F. ANDERSON
 800 MARQUETTE BLDG.
 DETROIT MICHIGAN



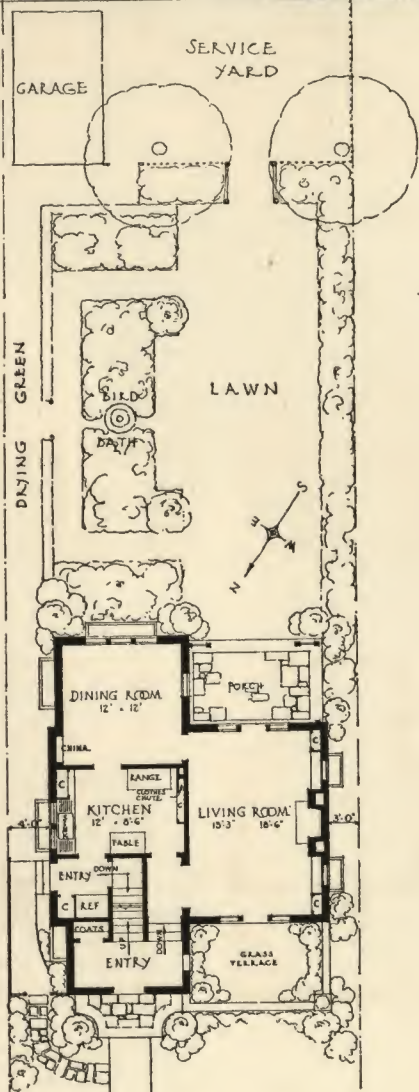
SECTION

CUDAGE

MAIN PART	28'-0" x 20'-0" x 29'-0" = 16,240'
DINING ROOM WING	13'-6" x 6'-9" x 29'-0" = 3,425'
ENTRANCE WING	12'-0" x 6'-9" x 15'-0" = 1,539'
PORCH @ 1/2	13'-0" x 6'-0" x 10'-0" = 520'
WALL	22'-0" x 3'-0" x 9" = 49
GARAGE	5'-0" x 15'-6" x 8'-9" = 1,210
TOTAL CUBIC FEET	= 22,983.




BASEMENT PLAN



FIRST FLOOR PLAN

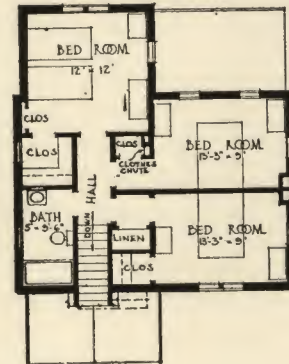
SCALE FOR ALL DRAWINGS
0 5 10 15 20



LEFT SIDE ELEVATION



REAR ELEVATION




SECOND FLOOR PLAN

COLOR NOTES
RUBBLE STONE AND BRICK
PAINTED OR WHITE WASHED.
ROUGH EDGED GREEN SLATE.
BROWN STAINED FRAMES.
LEADED GLASS.
MUNTINS AND SASH
PAINTED WHITE

DESIGN FOR A SIX-ROOM HOUSE

RAYMOND A FISHER
2626 WOODSTOCK AVE
SWISSVALE PENNA.

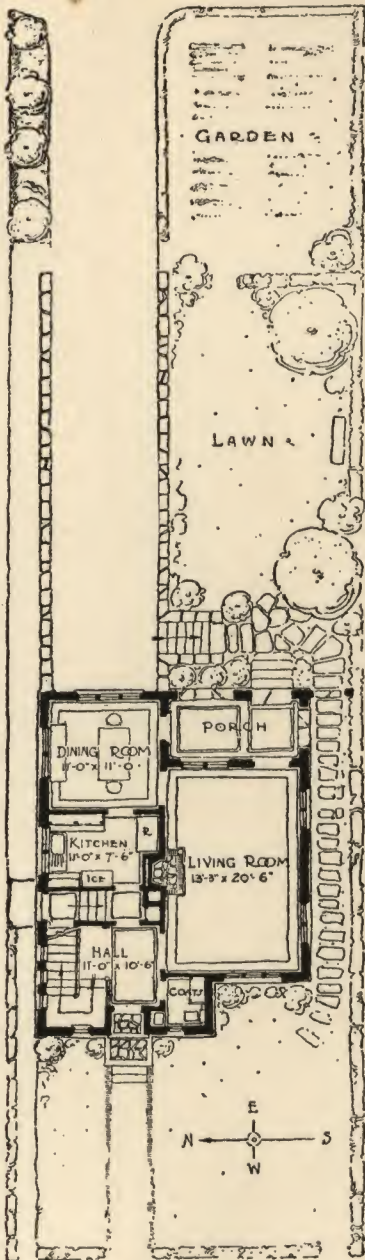


Dexter Edgerton,
235 Gene See St
Utica N. Y.


Nov. 30, 1926

DESIGN FOR A SIX-ROOM HOUSE


Color - Gray, Field Stone - light
 Gray, Stucco - greenish, White trim
 Cubic. Cornices - Iron, 1349
 Living room - wood, 1458
 Parlor - 1458
 Garage - 22, 23, 24, 25



• PLOT PLAN •



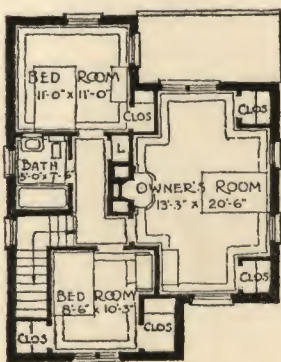
DESIGN FOR A SIX ROOM HOUSE




• NORTH ELEVATION •



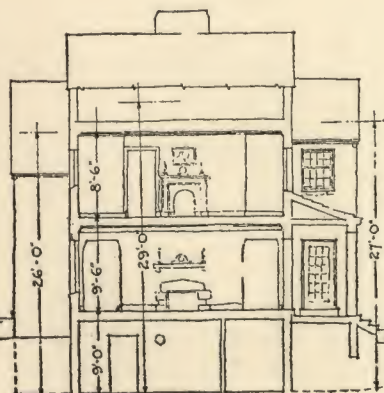
REAR ELEVATION



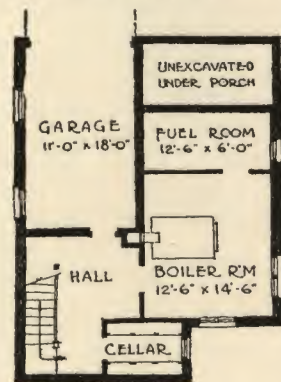
SECOND FLOOR PLAN •



• SCALE •

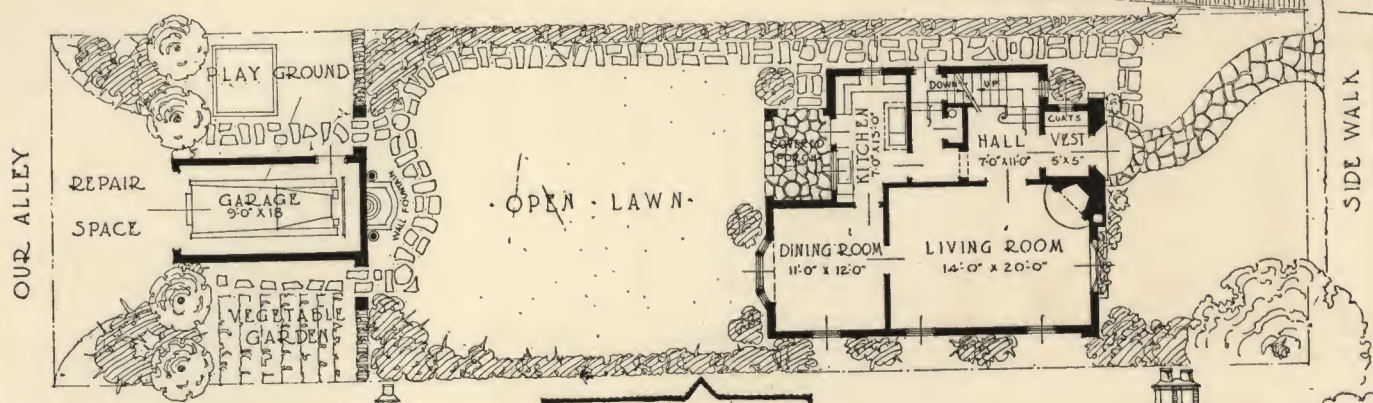


CUBAGE	
A =	265 x 25 x 29 = 17340
B =	125 x 7 x 27 = 2362
C =	17 x 7 x 7 = 686
D =	17 x 5.5 x 26 = 2431
TOTAL	22719
	2306
NOTES	
WALLS OF COMMON CHICAGO BRICK - GRAY VERGE BOARDS VARIEGATED SHINGLES	

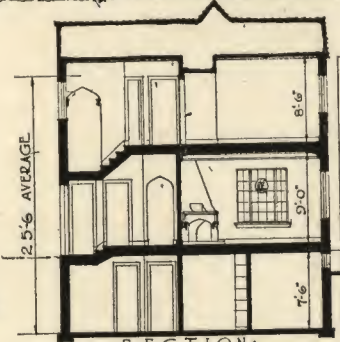


• BASEMENT PLAN

RALPH W. HAMMETT
2115 SEDGWICK ST.
CHICAGO, ILL.



SIDE ELEVATION



SECTION

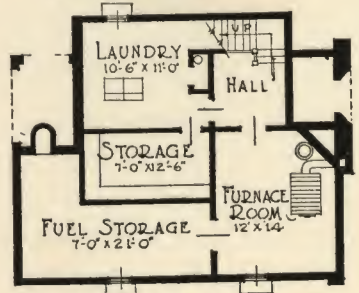
CVBAGE

MAIN HOUSE	19,626
COVERED PORCH	324
GARAGE	2,856
TOTAL C.F.	22,806

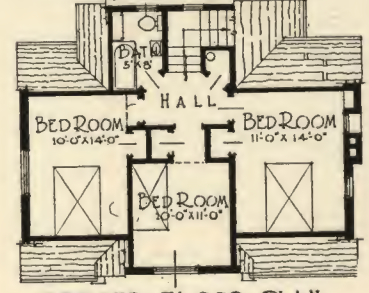
COLORS
 VERIGATED LIGHT RED AND GOLDEN BROWN BRICK, BUFF STONE TRIM, ROOF OF RUSSET BROWN AND WOOD OF WEATHERED OAK



REAR ELEVATION



BASEMENT PLAN



SECOND FLOOR PLAN

*Design for a
SIX ROOM HOUSE*

10 15 10 15
SCALE OF FEET


THAYNE J LOGAN
ARCHITECT
761 OLD ORCHARD ROAD
PORTLAND, OREGON



EAST ELEVATION



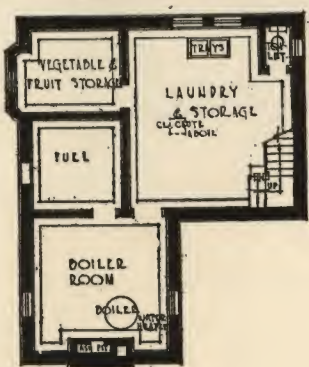
SOUTH ELEVATION



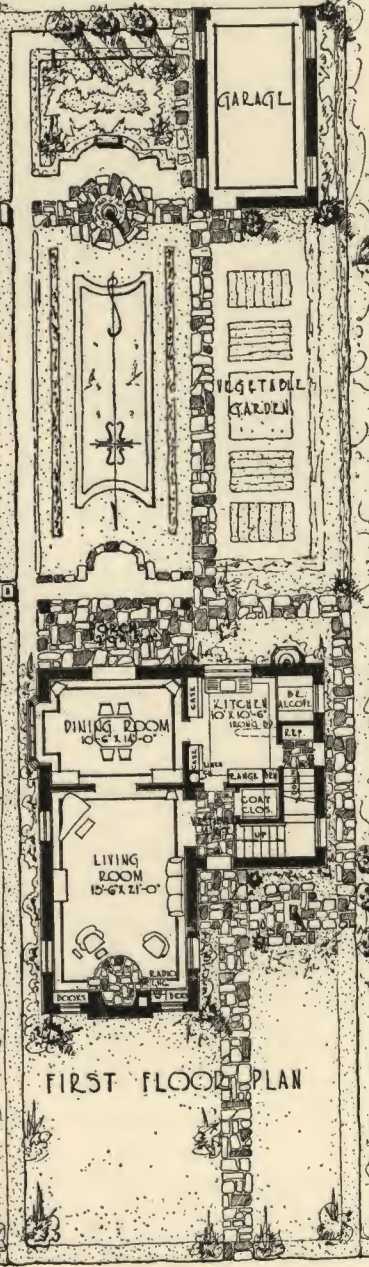
SECTION

DESIGN
FOR A
SIX ROOM HOUSE

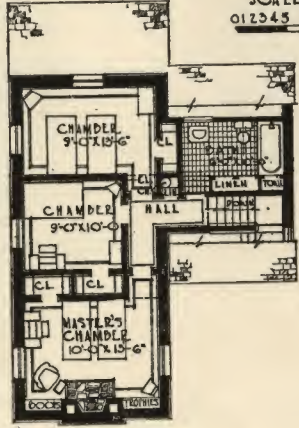
SCALE IN FEET
0 10 20 45 15



BASMENT PLAN



FIRST FLOOR PLAN



SECOND FLOOR PLAN

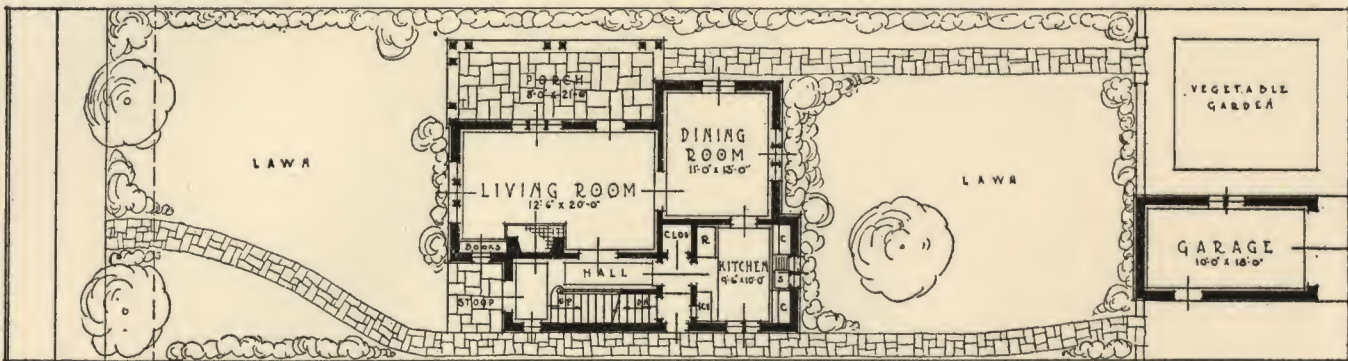

CUBAGE COMPUTATIONS

A - 15' x 34' x 26' = 13,100
 B - 13' x 20' x 25' = 5,980
 C - (7' x 15' x 9') x 2 = 4,740
 GARAGE - 12' x 20' x 12' = 2,880
 TOTAL = 26,700
 = COST TOTAL
 BALANCE OF CUBAGE
 FOR PLUMBING

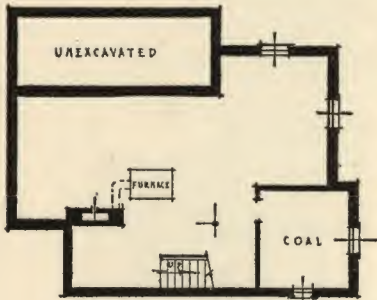
COLOR & MATERIALS

WALLS - BRICK PAINTED
 WHITE - EXT. POR STONE
 ROOF - VARIGATED GREEN
 GRAY & PURPLE BROKEN
 SLATE - EXTERIOR WOOD
 WOOD: DOORS GATES SAND
 PLASTED & OILED

HOWARD LESLEY IRWIN
 LIBRARY PLAZA HOTEL
 EVANSTON - ILLINOIS



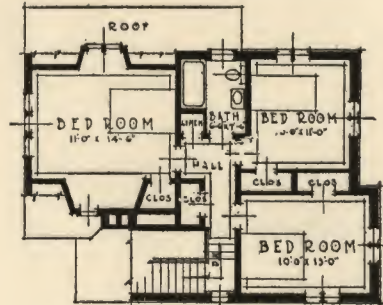
FIRST FLOOR



BASEMENT

- CUBAGE -		- MATERIALS -	
Y FRONT BED ROOM	E	EXTERIOR WALLS, SAND MOULD COMMON BRICK.	
D	C	VERIGATED SLATE ROOF.	
A		STEEL CASEMENT SASH.	
A = 6 3/4 x 29 1/2 x 25 1/2	5076	FLAGSTONE PORCH FLOORS AND WALKS	
B = 2 x 4 3/4 x 2 3/4	207		
C = 18 x 18 1/2 x 27 1/2	9157		
D = 14 x 15 x 16	3360		
E = 8 x 2 1/2 x 9 + 2	774		
F = 15 x 22 x 7 1/2	2475		
GARAGE = 10 x 18 x 10	1800		
TOTAL	22651		

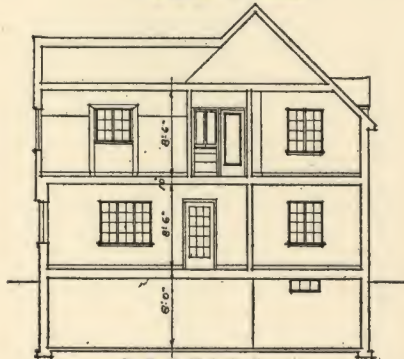
SCALE 1/8" = 1'-0"



SECOND FLOOR



REAR ELEVATION



SECTION



SIDE ELEVATION

DESIGN FOR A SIX ROOM HOUSE

SUBMITTED BY
KEITH S. HEINE
1520 LINWOOD AVE
EVANSVILLE
INDIANA





